

कार्यालय: मण्डलीय वन्य जीव अधिकारी, हिसार।
कोठी नं० एफ०-३६, वन विभाग कालोनी, नजदीक मील गेट, हिसार।

फोन एवं फैक्स नं०-०१६६२-२५९२३३, E-mail : dwlohisar@gmail.com, dwlo.hsr-hry@nic.in

क्रमांक५१६..... दिनांक३१-०५-२०२१

सेवा में,

सदस्य सचिव,
केन्द्रीय चिड़ियाघर प्राधिकरण,
बी-१ विंग छठा तल पंडित दीनदयाल अन्तोदया भवन,
सी०जी०ओ० परिसर, लोधी रोड,
नई दिल्ली।

विषय : **Submission of statutory Annual Report of the Zoo to the Central Zoo Authority for the Year 2020-21- regarding.**

उपरोक्त विषय के सम्बन्ध में मिनी जू भिवानी की वर्ष २०२०-२१ (१-४-२०२० से ३१-३-२०२१ तक) की Annual Report साथ संलग्न करके आपकी सेवा में आगामी आवश्यक कार्यवाही हेतु प्रेषित है।

संलग्न: यथोपरि।

मण्डलीय वन्य जीव अधिकारी, etc
हिसार।

पृष्ठांकन क्रमांक५१७-१८.....

दिनांक३१-०५-२०२०

इसकी एक प्रति निम्नलिखित को सूचनार्थ एवं आवश्यक कार्यवाही हेतु प्रेषित है:-

१. प्रधान मुख्य वन संरक्षक एवं मुख्य वन्य पत्र जीव वार्डन, हरियाणा, पंचकूला।
२. मुख्य वन संरक्षक (वन्य जीव), गुरुग्राम।

मण्डलीय वन्य जीव अधिकारी, etc
हिसार।

MINI ZOO, BHIWANI

Annual Report for the year
2020-21

CONTENTS

S.No	Section	Page Number
1.	Report of the Officer-in-charge	1
2.	History of the Zoo	1
3.	Vision	1
4.	Mission	1
5.	Objective	1
6.	About us	2-4
7.	Organizational Chart	4
8.	Human Resources	5
9.	Capacity Building of the zoo personnel	5
10.	Zoo Advisory Committee	5
11.	Health Advisory Committee	5
12.	Statement of income and expenditure of the Zoo	6
13.	Daily feed Schedule of animals	6-7
14.	Vaccination Schedule of animals	8
15.	De-worming Schedule of animals	8

S.No	Section	Page Number
16.	Disinfection Schedule	8
17.	Health Check-up of employees for zoonotic diseases	8
18.	Development Works carried out in the zoo during the year	9
19.	Education and Awareness programmes during the year	9
20.	Important Events and happenings in the zoo	9
21.	Seasonal special arrangements for upkeep of animals	9
22.	Research Work carried out and publications	9
23.	Conservation Breeding Programme of the Zoo	9
24.	Animal acquisition / transfer / exchange during the year	10
25.	Rescue and Rehabilitation of the wild animals carried out by the zoo	10
26.	Annual Inventory of animals	11
27.	Mortality of animals.	11-12
28.	Status of the Compliance with conditions stipulated by the Central Zoo Authority	12
29.	List of free living wild animals within the zoo premises	12

1. Report of the Officer-in-charge

Mini Zoo Bhiwani has an area of 4.44 hectores and displays about 68 animals. This was started in 1982. It is one of the favourite places for the people of Bhiwani. About Nil visitors visited the zoo 2020-21 Because Covid-19. The zoo experiences the shortage of the staff and absence of attractive animals like Lion. Further the zoo has limited space. It is surrounded by water tanks, residential colony and Mini secretariat. Bhiwani, as such there is no scope for its expansion.

2. History of the Zoo

Foundation stone of bird aviaries in this zoo was laid by late Ch. Surender Singh, the then Hon'ble Minister for Agriculture & Wildlife Preservation, Govt of Haryana on 16.08.1982. Though, this Zoo was set up in 1982 but because of its poor condition the state Government decided to close it down. Later on with the special efforts by Smt. Kiran Choudhry, the then Hon'ble Minister of Forests, Haryana, this zoo was revived by CZA, New Delhi in Sept. 2006 and some more enclosures for Bear, Crocodile, Gharial, Hippopotamus, Leopard, Tiger and Deer species were constructed in this zoo under extension program. The total area of this zoo is 4.44 hectare (10.97 acres). At present the animals housed in this zoo are Panther, Lions, Himalayan Black bear, Crocodile, Gharial, Fox, Spotted Deer, Sambar, Chinkara, Black Buck, Hippopotamus, Red Jungle Fowl, Cockatiel, Parakeets, Baron Owl and etc.

3. Vision

To impart conservation message to the visitors.

4. Mission

To develop amongst visitors an empathy for wild animals and motivate them to support the cause of conservation..

5. Objective

1. To education and generate awareness among people with a view to develop a healthy relationship between animals and human beings.
2. To educate and motivate the society towards the conservation of wildlife, biodiversity and natural resources.
3. To promote conservation of endangered species through breeding under captive conditions.
4. To create awareness among the general people about our rich fauna & fauna hence to develop a healthy relationship between men and animal for maintaining a healthy ecological balance.

6. About us

Sr.No.	Particulars	Information
Basic Information about the Zoo		
1	Name of the Zoo	MINI ZOO, BHIWANI
2	Year of Establishment	1982
3	Address of the Zoo	City Railway Station Road, Near New Mini Sectrt. Bhiwani.
4	State	Haryana

Sr.No.	Particulars	Information
5	Telephone Number	01664-248141, 01662-259233
6	Fax Number	-
7	E-mail address	<u>IWLBhiwani@gmail.com,</u> <u>DWLOHisar@gmail.com</u>
8	Website	haryanaforest.gov.in
9	Distance from nearest	Airport: 150 K.M
		Railway Station: 4 K.M
		Bus Stand: 2 K.M
10	Recognition Valid upto (Date)	
11	Category of zoo	Mini Zoo
12	Area (in Hectares)	4.44 hectares.
13	Number of Visitors (Financial Year)	Adult :Nil
		Children : Nil
		Total Indian : Nil
		Total Foreigners :Nil
		Total Visitors:Nil
14	Visitors' Facilities Available in Zoo	Water Point, Toilet , Sitting benches
15	Weekly Closure Day of the Zoo	Monday
Management Personnel of the zoo		
16	Name with designation of the Officer in-charge	Sh. Jayvinder, Inspector Wildlife
	Name of the Veterinary Officer	Dr.NaveenParbha, V.S.(On call)

Sr.No.	Particulars	Information
	Name of the Curator	Nil
	Name of the Biologist	Nil
	Name of the Education Officer	Nil
	Name of the Compounder/ Lab Assistant	Nil
Owner / Operator of the Zoo		
17	*Name of the Operator	Dr.G.Anupama, I.A.S, Addl. Chief Secretary
18	Address of the Operator	4th floor, Mini Secretariat, Sect.-17, Chandigarh.
19	Contact details/Phone number of Operator	0172-2711658
20	E-mail address of Operator	fcforest@hry.nic.in

* Rule 2(m) of the Recognition of Zoo Rules, 2009.

“Zoo Operator” means the person who has ultimate control over the affairs of the zoos provided that _____

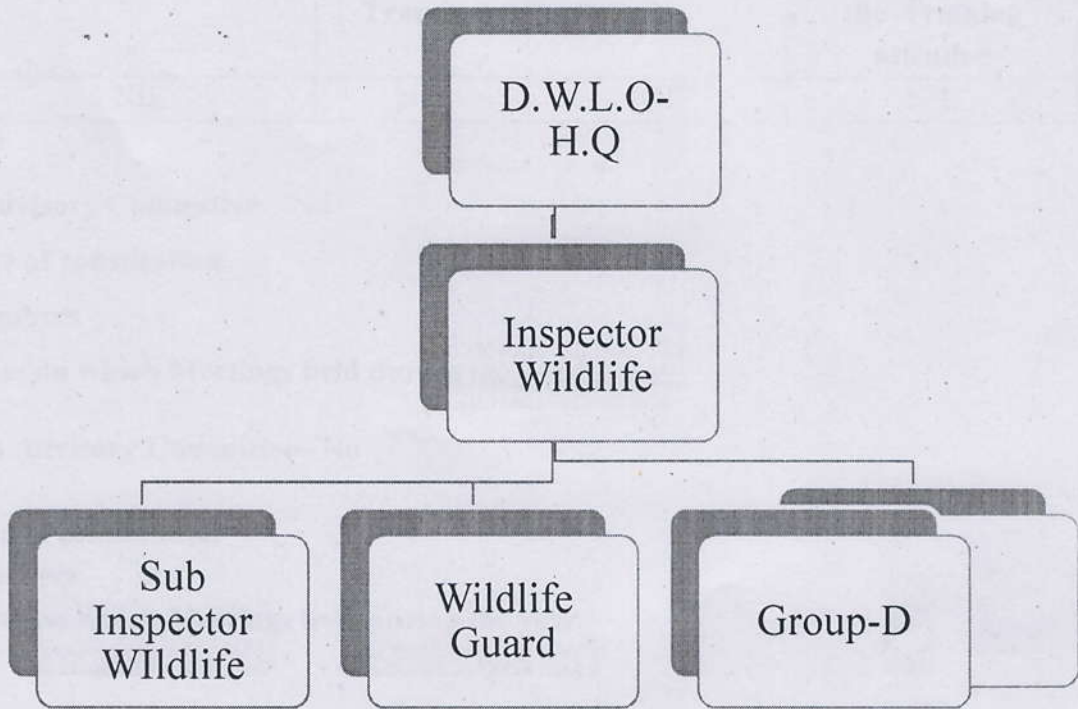
I. In the case of a firm or other association of individuals, any one of the individual partners or members thereof; or

II. In the case of a company, any director, manager, secretary or other officer, who is in-charge of and responsible to the company for the affairs of the zoo; or

III. In case of zoo owned or controlled by the Central Government or any State Government or Union Territory Administration or any Trust or Society funded by the Central Government or a State Government or a Union Territory Administration, the

Secretary of the concerned Department of that Government, or as the case may be the Union Territory Administration, shall be deemed to be the Zoo Operator.

7. Organizational Chart



8. Human Resources

Manpower of the Zoo*

Sr.No.	Designation	Number of Sanctioned Posts	Names of the incumbent
1	Inspector Wildlife	1	Sh. Jayvinder
2	Forester	1	Sh. Pawan Kumar
3	Wildlife Guard	1	1.Sh. RajeRam
4	Group-D(Labourer)	7	1 Sh. Dilbag Singh 2 Sh. Dana 3 ShHosiyar Singh 4 Sh. Krishan Kumar 5 Smt. Ompati 6 Smt. Anguri

5	Peon cum Chokidar	1	Sh. Pardeep Kumar
---	-------------------	---	-------------------

*Please give abovementioned information in respect of all zoo personnel, from the Officer in-charge up to the Animal Keeper.

9. Capacity Building of zoo personnel

Sr.No.	Name and designation of the zoo personnel	Subject matter of Training	Period of Training	Name of the Institution where the Training attended
1	NIL	NIL	NIL	NIL

10. Zoo Advisory Committee – No

- a. Date of constitution
- b. Members
- c. Dates on which Meetings held during the year

11. Health Advisory Committee– No

- a. Date of constitution
- b. Members
- c. Dates on which Meetings held during the year

12. Statement of income and expenditure of the Zoo

Income

Nil

Expenditure

73.90 (R.S. in lakh)

13. Daily feed Schedule of animals

Sr.No.	Species	Feed item	Quantity		Day of fasting
			Winter	Summer	
1	Crocodile	Live fish	1.5kg.	1.5kg.	Nil
2	Gharial	Live fish	1.5kg.	1.5kg.	Nil
3	Hippo	Cattle feed	4kg.	4kg.	Nil
		Haladi	0.075gm.	0.075gm.	Nil
		Green fodder	40kg.	40kg.	Nil
		Joan Delia	2kg.	2kg.	Nil
		MoongDalia	1kg.	1kg.	Nil

4	Spotted Deer	Cattle feed	0.250gm.	0.250gm	Nil
		Green fodder	10kg.	10kg.	Nil
		Dry fodder	1kg.(Nov. to Jan.)	1kg.(April to July)	Nil
5	Chikara	Cattle feed	0.250gm.	0.250gm	Nil
		Green fodder	10kg.	10kg.	Nil
		Dry fodder	1kg.(Nov. to Jan.)	1kg.(April to July)	Nil
6	Samber	Cattle feed	0.500gm.	0.500gm	Nil
		Green fodder	15kg.	15kg.	Nil
		Dry fodder	2kg.(Nov. to Jan.)	2kg.(April to July)	Nil
7	Panther	Goat meat	3.5kg.	3.5kg.	Tues, Wed, Sat
		Chicken meat	3kg.	3kg.	Sun, Mon, Tue, Thu, Fri
8	Desert fox	Goat meat	1kg.	1kg	Tuesday
9	Owl	Chicken meat	0.250gm	0.250gm	Tuesday
10	Red Jungle fowl	Poultry feed	0.150gm	0.150gm	Nil
11	Cockatiel	Palak	0.020gm	0.020gm	Nil
		Kangni	0.020gm	0.020gm	Nil
12	Himalayan Black Bear	Bread or dalia	2kgs.	2Kgs.	Nil
		Sattu	---	1 Kgs.(April to Aug.)	Nil
		Milk	1Kgs.	1Kgs.	Nil
		Banana	3 Nos.	3 Nos.	Nil
		Carrot	0.500gm.(Oct. to Feb.)	---	Nil
		Guava	---	0.300gms.(March to Sept.)	Nil
13	Parakeet	Ground nut	0.020gm	0.020gm	Nil
		Green Chelly	0.010gm	0.010gm	Nil
		Paddy	0.005gm	0.005gm	Nil
		Apple	0.020gm	0.020gm	Nil
14	Black Buck	Cattle feed	0.250gms.	0.250gms.	Nil
		Green fodder	10 kgs.	10 Kgs.	Nil

		Dry fodder	1kg.(Nov. to Jan.)	1kg.(April to July)	Nil
15	Lion	Goat meat	7kg.	7kg.	Fri,Sat,Sun
		Chicken meat	7kg.	7kg.	Mon, Wed, Thu,

14. Vaccination Schedule of animals

Sr.No.	Species	Disease vaccinated for	Name of the Vaccine and dosage/ quantity used	Periodicity	Remarks
1	Carnivores	Felinepanleukopenia	Felo-vax	Annually	
		Calici virus	Felo-vax	Annually	
		Rihnotracheitls	Felo-vax	Annually	
		Rabies	ARV	Annually	

15. De-worming Schedule of animals

Sr.No.	Species	Drug used	Month
1	Carnivores	Paraziquantel/Fenbendazole	After three month
2	Heribivores	Albendazole/Fenbendazole	After three month
3	Birds	Poprazin/ Albendazole/ Fendazole	After three month

16. Disinfection Schedule

Sr. No.	Species	Type of enclosure	Disinfectant used and method	Frequency of disinfection
1	Carnivores	Closed	Khorsoline/ Aldassan 2000 Flaming (Iron rods)	Floor daily washed Every first week of March, July, August Sep/ & Dec.
2	Herbivores	Open	Clean with lime (Chuna) Feeding platform is clean with lime (Chuna)	Every Week Every month on 1 st & 15 th
3	Birds	Closed	Spray with Khorsoline	Every month

Sr.No.	Name	Designation	Date of Health Check up	Findings of Health Check up
Nil				

18. Development Works carried out in the zoo during the year

- (1) Const. of I.W.L Bhiwani zoo Office.
- (2) Raising of Boundary wall.

19. Education and Awareness programmes during the year

Wildlife week Celebration:

Wildlife Awareness & Nature Education will be

Postponed the year 2020-21 Due to Covid-19

20. Important Events and happenings

(1) World Wildlife Day:

The state level function of the World Wildlife Day 2021
was also celebrated in this Period

(2) Swachhta Pakhwara:

Swachhta Pakhwara was Celebrated in the zoo. Collages
and school students with the wildlife staff participated in the cleaning mission.

21. Seasonal special arrangements for upkeep of animals

In summer, Cooler is provided to Bear, Tiger, Panther. In
Winter Heater is provided. (Tiger are no more at the moment)

22. Research Work carried out and publications- Nil

23. Conservation Breeding Programme of the Zoo- Nil

24. Animal acquisition / transfer / exchange during the year:-copy enclosed

A. Animals arriving in the Zoo					
H.NO.	Species	Number (M:F)		From which Zoo	Date of arrival in the zoo
	Lions	M	F		01-10-2020
		1	2		
B. Animals going from the zoo					
H.NO.	Species	Number (M:F)		Going to which Zoo	Date of deposition from the zoo
	Nil	Nil		Nil	Nil
	Nil	Nil		Nil	Nil

25. Rescue and Rehabilitation of wild animals carried out by the Zoo

Sr. No.	Date of Rescue	Species with number of animals rescued with their sex (M: F:U:T)	Received from	Date of Submission of Report to the CWLW / CZA	Action taken	
					Date and Place of rehabilitation in their habitat	Reasons for housing in the zoo, if not released in their habitat
Nil						

26. Annual Inventory of animals

Form – II

[See Rule 11(1)]

Part – A

Inventory Report for the Year :

Endangered Species*- Copy enclosed

S.No.	Animal Name	Scientific name	Opening Stock as on				Births			Acquisition			Disposal			Death			Closing Stock as on			
			M	F	U	T	M	F	U	M	F	U	M	F	U	M	F	U	M	F	U	T

*Animals under Schedule I and Schedule II of the Wild Life (Protection) Act, 1972

Part - B

Other than Endangered Species- Copy enclosed

S.No.	Animal Name	Scientific name	Opening Stock as on				Births			Acquisition			Disposal			Death			Closing Stock as on			
			M	F	U	T	M	F	U	M	F	U	M	F	U	M	F	U	M	F	U	T

27. Mortality of animals

Sr.No.	Animal Name (with individual identification mark, if any)	Scientific Name	No. of Animal	Sex	Date of Death	Reason of Death as per the Post-mortem report
1	Budgerigar	Melopsittacusundulatus	4	M 2 F 2	27/04/2020	Old Age
2	Parakeet	Citacide	4	M 2 F 2	04/2020	Old Age
3	Cocktail	Nymphicushollandicus	2	M 1 F 1	29/05/2020	Old Age
4	Parakeet	Citacide	8	M 3 F 5	18/05/2020	Penemoinea
5	Ghrial	Gravialisgangeticus	2	Y	22/06/2020	Cold stroke
6	Ghrial	Gravialisgangeticus	1	Y	25/06/2020	Cold stroke
7	Black Buck	Antilopecervicapra	1	F	04/07/2020	Cold stroke
8	Cocktail	Nymphicushollandicus	1	M		
9	Parakeet	Citacide	4	M 2 F 2	31/08/2020	Old Age
10	Cocktail	Nymphicushollandicus	1	F	22/09/2020	Old Age
11	Parakeet	Citacide	5	M 2 F 3	01/09/2020	Old Age

12	Parakeet	Citacide	1	F	27/12/2020	Penemoinea
13	Parakeet	Citacide	2	M 1	F 1	

28. Compliance with conditions stipulated by the Central Zoo Authority- Copy enclosed

Sr. No	Norm No. under RZR, 2009	Condition Stipulated	Time Period to Comply	Since when pending	Status with regard to compliance of the conditions

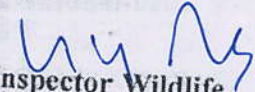
29. List of free living wild animals within the zoo premises

- a. Mammals 68
- b. Birds 62
- c. Reptiles 26

Endst. No. 134

Dated: 08/05/2021

A copy is forwarded to Divisional Wildlife Officer Hisar for information and necessary action please.


Inspector Wildlife,
Bhiwani.


Divisional Wildlife Officer,
HISAR

Proforma for Annual Inventory Report

Inventory report for the year :01-04-2020 to 31-03-2021

Endangered Species

S. NO	Animal name	Scientific name	Opening stock as on 01-04-2020			Births			Acquisitions			Disposals			Deaths			Closing stock as on 31-03-2021							
			M	F	T	M	F	T	U	M	F	U	M	F	U	M	F	U	M	F	U				
	Mammals																								
1.	Leopard	Panther Pardus	1	1	0	2	-	-	-	-	-	-	-	-	-	-	-	-	-	1	1	0	2		
2.	Desert Fox	Vulpes Bucapus	1	1	0	2	-	-	-	-	-	-	-	-	-	-	-	-	-	1	1	0	2		
3.	Chinkara	Gajela gajela	1	1	0	2	-	-	-	-	-	-	-	-	-	-	-	-	-	1	0	0	1		
4.	Black Buck	Antelope cervicapra	2	0	0	2	-	-	-	-	-	1	-	-	-	-	-	-	-	1	0	0	1		
5.	Himalyan Black bear	Ursus thibetanus	1	1	0	2	-	-	-	-	-	-	-	-	-	-	-	-	-	1	1	0	2		
6.	Lions	Panther leo persica	0	0	0	0	-	-	1	2	0	-	-	-	-	-	-	-	-	1	2	0	3		
7.	Sambar	Cervus unicolor	1	1	0	2	-	-	-	-	-	-	-	-	-	-	-	-	-	1	1	0	2		
8.	Spotted deer	Axis axis	18	26	4	48	-	-	-	-	-	-	-	-	-	-	-	-	-	18	26	4	48		
9.	Hippo	Hippo potamus	2	1	1	4	-	-	-	-	-	-	-	-	-	-	-	-	-	2	1	1	4		
	Reptiles																								
1.	Crocodile	Crocodilus palustris	9	6	5	20	-	-	-	-	-	-	-	-	-	-	-	-	-	5	6	5	16		
2.	Gharial	Gravialis gangeticus	1	1	12	14	-	-	-	-	-	-	-	-	-	-	-	-	-	4	1	1	8		
	Total Mammals		37	39	22	98				1	2	0	1							1	4	24	40	18	91

Raje Ram
W.L-4

[Signature]
Inspector Wildlife,
Bhiwani

No:- 563 DATED:- 04-04-2021

[Signature]
Divisional Wildlife Officer,

Proforma for Annual Inventory Report
Inventory report for the year :01-04-2020 to 31-03-2021

Other than Endangered Species

S. NO	Animal name	Opening stock as on 01-04-2020			Births			Acquisitions			Disposals			Deaths			Closing stock as on 31-03-2021		
		M	F	T	M	F	U	M	F	U	M	F	U	M	F	U	M	F	T
	Birds																		
1.	Budgerigar	2	2	4	-	-	-	-	-	-	-	-	-	-	-	-	2	2	0
2.	Red jungle fowl	2	2	4	-	-	-	-	-	-	-	-	-	-	-	-	1	-	3
3.	Cocktail	4	6	10	-	-	-	-	-	-	-	-	-	-	-	-	1	2	7
4.	Parakeet	34	39	73	-	-	-	-	-	-	-	-	-	-	-	-	7	11	55
5.	Barn Owl	1	1	2	-	-	-	-	-	-	-	-	-	-	-	-	-	-	2
	Total	43	50	93	-	-	-	-	-	-	-	-	-	-	-	-	11	15	67

Rajee Kumar
W.L.H

[Signature]
Inspector Wildlife,
Bhiwani

NO:- 563 dated :- 04-04-2021

C/S
[Signature]
Divisional Wildlife Officer,


Proforma For Death Report

Death Report for the year 2020-21 (01-04-2020 to 31-03-2021)

Endangered Species

Sr. No.	Animal Name (With individual identification mark, if any)	Scientific Name	Sex	Date of Death	Reason of Death
1	Budgriger	Melopsittacus undulatus	2 No. Male 2 No. Female	27-04-2020	Old Age
2	Cocktail	Nymphious ollondicus	1 No. Male 1 No. Female	09-05-2020	Old Age
3	Parakeet	Citacide	3 No. Male 5 No. Female	18-05-2020	Pneumonia
4	Gharial	Gravialis gangetivus	2 No. U 1 No. U	02 No.22-06-2020 01 No.25-06-2020	Cold Strock
5	Black Buck	Antilope Cervicapra	1 No. Female	04-07-2020	Old Age
6	Parakeet	Citacide	1 No. Male 1 No. Female	24-07-2020	Pneumonia
7	Red Jungle Fowl	Gallus gallus	1 No. Male	30-08-2020	Old Age
8	Gharial	Gravialis gangetivus	1 No. U	31-8-2020	By Shock
9	Parakeet	Citacide	2 No. Male 3 No. Female	01-09-2020	Old Age
10	Cocktail	Nymphious ollondicus	1 No. Female	22-09-2020	Old Age
11	Parakeet	Citacide	1 No. Female	27-12-2020	Pneumonia
12	Parakeet	Citacide	1 No. Male 1 No. Female	27-03-2021	Pneumonia

Animals under Sch-I & II of Wildlife(Protection) Act, 1972


Inspector Wildlife,
Bhiwani.

C/S


Divisional Wildlife Officer,
Hisar.

Zoological Park

POST-MORTEM REPORT

No. 1.

Date: 27/4/2020

Kind of animal	Scientific name	Sex	Personal name	Age	Size	Weight
Exotic Budgerigar	Melaprotacus	Male 2	Animal ID/or			
	undulatores	female 2	National Studbook number (if any)	= 10 years		140-150g approx

Time, date and place of death	27/4/2020	8:00 AM] Bhiwani zoo
Time and date of post-mortem	27/4/2020	10:00 AM	

Examination

Short history of illness, if any. No

A. General description: well feed.

B. Organ-wise description of lesions

- | | | | |
|------------------|-----|------------------------|----------------------|
| 1. Head and neck | | (a) Skull and brain |] N/A |
| | | (b) Cervical vertebrae | |
| 2. Thorax | N/A | (a) Lungs |] N/A |
| | | (b) Heart | |
| | | (c) Ribs | |
| 3. Abdomen | | (a) Liver | - Pale |
| | | (b) Stomach | full of grain |
| | | (c) Intestines | No ectoparasite seen |
| | | (d) Kidney |] enlarged |
| | | (e) Spleen | |
| 4. Pelvic girdle | | (a) Uterus and Ovaries |] N/A |
| | | (b) Bladder | |
| | | (c) Genital passage | |
| 5. Limbs | | (a) Fore limbs |] N/A |
| | | (b) Hind limbs | |

6. Any other special features: death due to old age

Biological tests done (if any) N/A

- i) Blood
- ii) Urine
- iii) Discharges
- iv) Biopsy

7. Opinion (cause of death) due to old age

8. Instructions for disposal

Place: Mini zoo

DATE: 27/4/2020

Signature: *Navdeep Singh*
 Name: Dr. Navdeep Singh
 Designation: Veterinary Surgeon
 Veterinary Polyclinic, Bhiwani

(Seal)

78
 Veterinary Surgeon
 I/C Veterinary Polyclinic
 Bhiwani

Zoological Park

POST-MORTEM REPORT

No 2.

Date 9/5/2020

Kind of animal	Scientific name	Sex	Personal name	Age	Size	Weight
Cocktail	<i>Ymblicus olivaceus</i>	1 M		14 years	2	100-150g
		1 F				

Time, date and place of death 9/5/2020 8:00am
 Time and date of post-mortem 9/5/2020 10am onwards } Bhiwani Zoo.

Examination

Short history of illness, if any. No.

A. General description: well feed.

B. Organ-wise description of lesions

1. Head and neck

(a) Skull and brain } NAD.
(b) Cervical vertebrae

2. Thorax

(a) Lungs
(b) Heart - mild congested
(c) Ribs

3. Abdomen

(a) Liver - Pale
(b) Stomach - full of grain
(c) Intestines - no cholelithiasis seen
(d) Kidney
(e) Spleen

4. Pelvic girdle

(a) Uterus and Ovaries } NAD
(b) Bladder
(c) Genital passage

5. Limbs

(a) Fore limbs
(b) Hind limbs

6. Any other special features

Biological tests done (if any)

- i) Blood
- ii) Urine
- iii) Discharges
- iv) Biopsy

7. Opinion (cause of death) old age.

8. Instruction for disposal

Place: Mini zoo.

DATE 9/5/2020.

Signature

Name Dr. Navneet Prabha.

Designation Veterinary Surgeon.

(Seal)

Veterinary Surgeon
HVS-I
IIC GVH Bhiwani

Navneet Prabha
Veterinary Surgeon
HVS-I
IIC GVH Bhiwani

POST-MORTEM REPORT

No. 3

Date: 18/5/2020

Kind of animal: Parakeet
 Scientific name: Parakeet *Psittacidae*
 Sex: Male-3, Female-5
 Personal name: _____ Age: 2-3 years Size: _____ Weight: 400-500g
 Animal ID/or National Studbook number (if any): 6: AM-9:00 AM
 Time, date and place of death: 18/5/2020
 Time and date of post-mortem: 18/5/2020 1:00 noon onwards

Examination: Short history of illness, if any.

A. General description: good
 B. Organ-wise description of lesions

1. Head and neck N/A

2. Thorax: Both lungs of all parakeets were congested

3. Abdomen pale livid color

4. Pelvic girdle

5. Limbs

6. Any other special features:

- i) Blood
- ii) Urine
- iii) Discharges
- iv) Biopsy

No

7. Opinion (cause of death): pneumonia

8. Instruction for disposal: advised to burn to fire & bury deeply after post mortem

Bhiwani (min 200)

DATE: 18/5/2020

- (a) Skull and brain
- (b) Cervical vertebrae
- (a) Lungs
- (b) Heart
- (c) Ribs
- (a) Liver
- (b) Stomach N/A
- (c) Intestines Congested
- (d) Kidney
- (e) Spleen
- (a) Uterus and Ovaries
- (b) Bladder
- (c) Genital passage
- (a) Fore limbs
- (b) Hind limbs

N/A

Signature: Dr. Navin Prabhakar
 Name: Dr. Navin Prabhakar
 Designation: Veterinary Surgeon
 I/C Veterinary Polyclinic Bhiwani

(Seal)
 Veterinary Surgeon
 I/C Veterinary Polyclinic
 Bhiwani

POST-MORTEM REPORT

No.

Date :

Kind of animal Gharial cub (2) Scientific name Gravialis gharialis Sex _____ Personal name _____ Age 1 1/2 yr Size 2.5 ft Weight 1.5 kg approx.
 Animal ID/or National Studbook number (if any) _____

Time, date and place of death 22/6/2020 8:00am
 Time and date of post-mortem 22/6/2020 12:00 noon

Examination

Short history of illness, if any.

A. General description:

B. Organ-wise description of lesions

1. Head and neck Severe haemorrhagic brain

- (a) Skull and brain
- (b) Cervical vertebrae

2. Thorax NAD
both lungs highly congested

- (a) Lungs
- (b) Heart
- (c) Ribs

3. Abdomen Yeast pale in color
NAD
Liver pale in color

- (a) Liver
- (b) Stomach
- (c) Intestines
- (d) Kidney
- (e) Spleen
- (a) Uterus and Ovaries
- (b) Bladder
- (c) Genital passage
- (a) Fore limbs
- (b) Hind limbs

4. Pelvic girdle NAD

5. Limbs

6. Any other special features:

Biological tests done (if any)

- i) Blood
- ii) Urine NAD
- iii) Discharges
- iv) Biopsy

7. Opinion (cause of death)

in my opinion the Gharial cub may have died due to cold stroke.

8. Instruction for disposal

After PM advised to burnt to fire.

Place: Bhiwani

Naveen
 Veterinary Surgeon
 I/C Veterinary Polyclinic

Signature Bhiwani

Name Dr. Naveen Prabha

Designation Vety Surgeon

(Seal)

Veterinary Surgeon
 I/C Veterinary Polyclinic
 Bhiwani

DATE: 22/6/2020

POST-MORTEM REPORT

No.

Date :

Kind of animal

Scientific name

Sex

Personal name

Age

Size

Weight

Gharial
Cub

Gravali jaghicus

Animal ID/or

National Studbook
number (if any)

1 1/2 yr

2.5 ft

1.8 kg approx

Time, date and place of death

25/6/2020

9.00 am

Time and date of post-mortem

25/6/2020

12.00 PM

Examination

Short history of illness, if any.

A. General description:

B. Organ-wise description of lesions

1. Head and neck Haemorrhages in Brain

2. Thorax NAD
Congestion in lungs

3. Abdomen
Liver pale in colour
Spleen congested

4. Pelvic girdle NAD

5. Limbs NAD

6. Any other special features:

Biological tests done (if any)

- i) Blood
 - ii) Urine
 - iii) Discharges
 - iv) Biopsy
- NAD

7. Opinion (cause of death)

8. Instruction for disposal

Place:

Bhimawati

DATE:

25/6/2020

- (a) Skull and brain
- (b) Cervical vertebrae
- (a) Lungs
- (b) Heart
- (c) Ribs
- (a) Liver
- (b) Stomach
- (c) Intestines
- (d) Kidney
- (e) Spleen
- (a) Uterus and Ovaries
- (b) Bladder
- (c) Genital passage
- (a) Fore limbs
- (b) Hind limbs

In my opinion, the Gharial Cub might have died due to cold stroke. After PM advised to be sent to Fire.

Signature

[Signature]

Name D.R. Dinesh Kumar

Designation

Vetery Surgeon

(Seal)

Veterinary Surgeon
10 GVN Bhimawati

POST-MORTEM REPORT

No. _____

Date: 4.7.2020

Kind of animal: Black Buck Scientific name: _____ Sex: Female Personal name: _____ Age: 2 years Size: 45 feet Weight: 25 kg approx
 Animal ID/or National Studbook number (if any): _____

Time, date and place of death: 9.00 AM, 4.7.2020, Mital Zoo, Bhiwani
 Time and date of post-mortem Examination: 12.05 PM, 4.7.2020, Mital Zoo, Bhiwani

Short history of illness, if any: 4 days of illness

A. General description: _____
 B. Organ-wise description of lesions: _____

1. Head and neck (a) Skull and brain
 (b) Cervical vertebrae
2. Thorax Congestion in lung & spleen (a) Lungs
Palpated & irregular shape on heart (b) Heart
 (c) Ribs
3. Abdomen Liver was enlarged (a) Liver
and congested, Normal (b) Stomach
enlarged & congested (c) Intestines
 (d) Kidney
 (e) Spleen
4. Pelvic girdle Normal (a) Uterus and Ovaries
 (b) Bladder
 (c) Genital passage
5. Limbs Normal (a) Fore limbs
 (b) Hind limbs

6. Any other special features: _____

Biological tests done (if any)

- i) Blood 1
- ii) Urine NO
- iii) Discharges _____
- iv) Biopsy 1

Opinion (cause of death): _____
 Instruction for disposal: _____

Place: _____

DATE: _____

In my opinion the above said Black Buck died due to "old age" problems and transport stress. recently.

Signature: Naveen
 Name: Dr. Naveen Prabha

Designation: Veterinary Surgeon

(Seal)

Veterinary Surgeon
 VC Veterinary Polyclinic
 Bhiwani

Zoological Park

POST-MORTEM REPORT

No. _____

Date : _____

Kind of animal Scientific name Sex Personal name Age Size Weight

Parakeetes pittaoides

Animal ID/or National Studbook number (if any) 2-3 years app 400-500 gm

Time, date and place of death

Male = #

24/7/2020 8:00am to 9am

Time and date of post-mortem Examination

Female = #

24/7/2020 at 1 noon onwards

Examination

Total = 2 (Two)

Short history of illness, if any.

good.

A. General description:

B. Organ-wise description of lesions

1. Head and neck NAD

(a) Skull and brain (b) Cervical vertebrae

2. Thorax Both lungs of all parakeets were highly congested

(a) Lungs (b) Heart (c) Ribs

3. Abdomen pale in color congested NAD

(d) Liver (e) Stomach (c) Intestines congested (d) Kidney NAD (e) Spleen pale

4. Pelvic girdle

(a) Uterus and Ovaries NAD (b) Bladder NAD (c) Genital passage NAD

5. Limbs

(a) Fore limbs NAD (b) Hind limbs NAD

6. Any other special features:

Biological tests done (if any)

- i) Blood ii) Urine iii) Discharges No iv) Biopsy

7. Opinion (cause of death) pneumonia after I'm advised to burn to fire + bury deeply.

Place: Bhiwani

Veterinary Surgeon I/C Veterinary Polyclinic Bhiwani

Signature Name Dr. Naveen Prabhakar

DATE: 24/7/2020

Designation Vety Surgeon

(Seal) Veterinary Surgeon I/C Veterinary Polyclinic Bhiwani

POST-MORTEM REPORT

No. _____

Date: 30/8/2020

Kind of animal: Red jungle fowl Scientific name: Gallus gallus Sex: Male Personal name: Byau Age: _____ Size: _____ Weight: 2.85 wt. approx.

Time, date and place of death: 12:15 PM, 30/08/2020, Mini zoo Bhiwani.

Time and date of post-mortem: 1:30 PM, 30/08/2020

Examination

Short history of illness, if any.

A. General description:

B. Organ-wise description of lesions

1. Head and neck NO lesions

2. Thorax Both lungs were congested, and haemorrhagic

3. Abdomen

4. Pelvic girdle

5. Limbs

6. Any other special features:

Biological tests done (if any)

- i) Blood
- ii) Urine
- iii) Discharges
- iv) _____

NO

Opinion (cause of death)

Instruction for disposal

- in my opinion, the above said, red jungle fowl got death because of Trauma and old age.

Signature

Naveen

Name

Dr. Naveen Prasad

Designation

Vet. Surgeon

(Seal)
 Veterinary Surgeon
 I/C Veterinary Polyclinic
 Bhiwani

POST-MORTEM REPORT

No.

Date: 31/8/2020

Kind of animal: Ghaeryal Cubs Scientific name: Gravialis gumpotum Sex: _____ Personal name: _____ Age: 2y Size: 3ft. Weight: 2.1kg approx

Animal ID/or National Studbook number (if any): _____

Time, date and place of death: 10: AM on 31/8/2020
 Time and date of post-mortem Examination: 12:15 PM on 31/8/2020

Short history of illness, if any.

- A. General description:
- B. Organ-wise description of lesions

- | | | | |
|------------------|---|------------------------|-------------------------------|
| 1. Head and neck | N/A | (a) Skull and brain | |
| | | (b) Cervical vertebrae | |
| 2. Thorax | <u>Pale. Hoemorphes as lung and heart, and capsted.</u> | (a) Lungs | <u>] Capsted</u> |
| | | (b) Heart | <u>] fractured one rib</u> |
| | | (c) Ribs | <u>] fractured one rib</u> |
| 3. Abdomen | | (a) Liver | <u>- moderately capsted</u> |
| | | (b) Stomach | <u>] normal</u> |
| | | (c) Intestines | <u>] normal</u> |
| | | (d) Kidney | <u>- normal</u> |
| | | (e) Spleen | <u>- capsted</u> |
| 4. Pelvic girdle | | (a) Uterus and Ovaries | <u>] normal</u> |
| | | (b) Bladder | <u>] normal</u> |
| | | (c) Genital passage | <u>] normal</u> |
| 5. Limbs | | (a) Fore limbs | <u>- fractured metacarpal</u> |
| | | (b) Hind limbs | <u>- Base.</u> |

- 5. Any other special features:
- Biological tests done (if any)
 - i) Blood
 - ii) Urine
 - iii) Discharges No
 - iv) Biopsy No

7. Opinion (cause of death) - In my opinion, the above said Ghaeryal Cubs might have died to trauma or fight with elder Adult Animal. and cause of death may be shock.

8. Instruction for disposal: _____

Place: Bhiwani

Signature: Dr. Navin Prashad

Name: Dr. Navin Prashad

DATE: 31/8/2020

Designation: Vet. Surgeon

(Seal)
 Veterinary Surgeon
 Vets 78 Ary Polyclinic
 Bhiwani

Zoological Park

POST-MORTEM REPORT

No.

Date: 1/9/2020

Kind of animal: *Parakites pittacitae* Scientific name: *Parakites pittacitae* Sex: Male = 2, female = 3, total = 5
 Personal name: Affron Age: 2-3 years Size: 400-500g Weight: 400-500g
 Animal ID/or National Studbook number (if any): 1/9/2020 8:00 am to 9:00 am
 1/3/2020 at 1 noon onwards

Time, date and place of death

Time and date of post-mortem Examination

Short history of illness, if any.

A. General description: good

B. Organ-wise description of lesions

1. Head and neck NAA

2. Thorax

3. Abdomen

4. Pelvic girdle

5. Limbs

6. Any other special features:

Biological tests done (if any)

i) Blood

ii) Urine

iii) Discharges

iv) Biopsy

7. Opinion (cause of death)

8. Instruction for disposal

Place: Bhiwani

DATE: 1/9/2020

(a) Skull and brain
(b) Cervical vertebrae

(a) Lungs
(b) Heart
(c) Ribs

(a) Liver
(b) Stomach Congested
(c) Intestines Congested
(d) Kidney NAA
(e) Spleen Pale

(a) Uterus and Ovaries NAA
(b) Bladder NAA
(c) Genital passage NAA

(a) Fore limbs NAA
(b) Hind limbs NAA

pneumonia after PM advised to burn to fire & bury deeply.

Signature: Naveen P

Name: Dr. Naveen P

Designation: Vety Surgeon

Veterinary Surgeon
I/C Veterinary Polyclinic
Bhiwani

POST-MORTEM REPORT

No. _____

Date : _____

Kind of animal
cocktail

Scientific name
Ymphois
oleondicus 1 F

Personal name Age Size Weight

Animal ID/or
National Studbook 16 years = 150-150g
number (if any) 22/9/2020

Time, date and place of death 5:00am

Time and date of post-mortem 9:00am

Examination

Short history of illness, if any. No

A. General description: well feed -

B. Organ-wise description of lesions

1. Head and neck

(a) Skull and brain
(b) Cervical vertebrae [NAD]

2. Thorax

(a) Lungs
(b) Heart - mild congested
(c) Ribs

3. Abdomen

(a) Liver - pale
(b) Stomach - full of grain
(c) Intestines - no chole of parasites seen
(d) Kidney
(e) Spleen

4. Pelvic girdle

(a) Uterus and Ovaries NAD
(b) Bladder
(c) Genital passage

5. Limbs

(a) Fore limbs
(b) Hind limbs

6. Any other special features:

Biological tests done (if any)

- i) Blood
- ii) Urine
- iii) Discharges
- iv) Biopsy

7. Opinion (cause of death): old age

8. Instruction for disposal

Mia Zoo

DATE: 22/9/2020

Signature _____

Name Dr. Nareen Prabha

Designation Vety. Surgeon

(Seal)

Veterinary Surgeon
I/C Veterinary Polyclinic
Bhiwani

Annexure-V

Zoological Park
Post-Mortem Report

No. _____ Date: 27/12/2020
 Kind of animal _____ Scientific name Parakletta psittacites Sex _____ Personal name _____ Age _____ Size _____ Weight 400-500g Female (✓)
 Animal ID/ or 4245
 National Studbook Number (if any) _____

Time, date and place of death 12:30 pm 27/12/2020, mini zoo Bhiwani

Time and date of post-mortem Examination 4:20 pm 27/12/2020, mini zoo Bhiwani

Short history of illness, if any-

A. General description: good.

B. Organ-wise description of lesions _____

- 1. Head and neck NAD (a) Skull and brain (b) Cervical vertebrae
- 2. Thorax Both lungs highly congested (a) Lungs (b) Heart (c) Ribs
- 3. Abdomen pale in color (a) Liver (b) Stomach congested (c) Intestines congested (d) Kidney NAD (e) Spleen pale
- 4. Pelvic girdle _____ (a) Uterus and Ovaries NAD (b) Bladder NAD (c) Genital passage NAD
- 5. Limbs _____ (a) Fore limbs NAD (b) Hind limbs NAD

6. Any other special features:

Biological tests done (if any)

- I) Blood _____
- II) Urine No
- III) Discharges _____
- IV) Biopsy _____

7. Opinion (cause of death) pneumonia

8. Instructions for disposal after post-mortem advised to burn to fire by dept

Place: Bhiwani

Date: 27/12/2020

Signature: Naveen Pr 27/12/2020

Name: Dr. Naveen Prbha
Designation: Vet. Surgeon

(Seal)

DC GVH Bhiwani

Zoological Park
Post-Mortem Report

No. _____ Date: _____

Kind of animal _____ Scientific name _____ Sex _____ Personal name _____ Age _____ Size _____ Weight _____

Paca ketu belttacten

Animal ID/or *7 years 500600g male*
National Studbook
Number (if any)

Time, date and place of death *27.8.2024 mini zoo Bhiwani; 11 AM*

Time and date of post-mortem Examination *27.8.2024, 2:00 P.M.*

Short history of illness, if any.-

A. General description: *weak*

B. Organ-wise description of lesions _____

1. Head and neck *NAD* (a) Skull and brain

(b) Cervical vertebrae *NAD*

2. Thorax *lungs were congested*

(a) Lungs *congested*

(b) Heart *congested*

(c) Ribs

3. Abdomen _____

(a) Liver *fat in consistency*

(b) Stomach

(c) Intestines *inflamed, edema was there*

(d) Kidney *NAD*

(e) Spleen *mild congestion*

4. Pelvic girdle _____

(a) Uterus and Ovaries

(b) Bladder

(c) Genital passage

5. Limbs *NAD* _____

(a) Fore limbs - *NAD*

(b) Hind limbs - *NAD*

6. Any other special features:

Biological tests done (if any)

I) Blood

II) Urine *NO*

III) Discharges *NO*

IV) Biopsy *I*

7. Opinion (cause of death) *septicemia*

8. Instruction for disposal *after Postmortem Advised to bury deeply.*

Place: *Bhiwani*

Signature: *[Signature]*

Date: *27.8.2024*

Name: *Dr. Dinesh Kumar*

Designation: *Veterinary Surgeon*

Veterinary Surgeon

HVS-I

IC GVH Bhiwani

(Seal)

Zoological Park
Post-Mortem Report

No. _____ Date: _____

Kind of animal	Scientific name	Sex	Personal name	Age	Size	Weight
Female goat	Capra hircus			6 years	5 kg	6 cm
				Animal ID/or National Studbook Number (if any)		

Time, date and place of death 27.3.2021, Mini Zoo Bhiwani, 9:15 AM

Time and date of post-mortem Examination 27.3.2021, 2:00 P.M.

Short history of illness, if any.-

A. General description:

Good.

B. Organ-wise description of lesions _____

1. Head and neck.... NAD. (a) Skull and brain (b) Cervical vertebrae
2. Thorax swelling in Airways (a) Lungs with haemorrhage & edema (b) Heart Capillary (c) Ribs NAD
3. Abdomen (a) Liver Pale in color (b) Stomach Normal (c) Intestines (d) Kidney NAD (e) Spleen Mild capsule
4. Pelvic girdle NAD (a) Uterus and Ovaries NAD (b) Bladder (c) Genital passage
5. Limbs NAD (a) Fore limbs NAD (b) Hind limbs NAD

6. Any other special features:

Biological tests done (if any)

- I) Blood 1
- II) Urine NO
- III) Discharges NO
- IV) Biopsy 1

7. Opinion (cause of death) Pneumonia

8. Instruction for disposal after Postmortem, Advised to burn deeply.

Place: Bhiwani

Signature [Signature]

Date: 27.3.2021

Name Dr. Dhruv Kumar
Designation Veterinary Surgeon

(Seal)

[Signature]
Veterinary Surgeon
HVS-I
I/C GVH Bhiwani