RAJGIR WILDLIFE SAFARI, RAJGIR, NALANDA BIHAR

N

TIGER SAFARI
AREA : 20.50 HA

BOUNDARY WALL OF 3M. HEIGHT, ALONG WITH OVERHANG OF 60° HAVING CONCERTINA COIL AND SOLAR FENCING AT THE TOP

UGT

BUS BAY

LOOP PATH

LEOPARD SAFARI
AREA : 20.63 HA

VIEWER'S PATH:
5.5 METERS WIDE VIEWER'S PATH

INSPECTION/ SERVICE ROAD (5M. WIDE)

POND2

RETIRING ROOM

BUS BAY

BUS BAY

SOAK PIT

OHT AND WATCH TOWER

DOUBLE GATE ENTRY

BUS BAY

POND1

LION SAFARI
AREA : 20.54 HA

GREEN BUFFER

INSPECTION/ SERVICE ROAD (5 METER WIDE)

CHAINLINK FENCE OF HEIGHT 5 METERS WITH 1.5 METERS OVERHANGING

BUS BAY

PADDOCK AREA	
TOTAL PADDOCK AREA	205078.5693 SQM
CHAIN LINK FENCE DETAIL	5 METER HEIGHT CHAIN LINK MESH AND 1.5 METERS OVERHANGING.
VISITOR'S PATH DETAIL	VISITOR'S PATH OF WIDTH 5.5 METERS IS PROVIDED.
PONDS DETAIL	POND 1: AREA 2194.38 SQM POND 2: AREA 2191.02 SQM
DOUBLE GATE ENTRY	TWO DOUBLE GATE SYSTEM IS PROVIDED FOR ENTRY AND EXIT

OFF EXHIBIT AREA	
TOTAL RETIRING ROOM AREA	192.65 SQM
KRAAL DETAIL	KRAAL 1: 179.20 SQM KRAAL 2: 160.00 SQM KRAAL 3: 115.52 SQM KRAAL 4: 115.52 SQM

The drawings of Tiger Safari enclosures to be constructed at the Rajgir Wildlife Safari, Rajgir, Nalanda, Bihar were approved by the 85th meeting of the Expert Group on Zoo Designing of the Central Zoo Authority held on 28.05.2019. The approval of the competent authority was communicated to the Zoo vide this office letter No. 20-4/2015-CZA(Vol. II)(PKR)/972/2019, dated 18.06.2019.

Authenticated
DIG (HQ), CZA
डॉ. सोनाली घोष / DR. SONALI GHOSH
उप वन महानिरीक्षक (मुख्यालय)
Dy. Inspector General of Forests (H.Q.)
केन्द्रीय चिड़ियाघर प्राधिकरण / Central Zoo Authority
पर्यावरण, वन और जलवायु परिवर्तन मंत्रालय
Ministry of Environment, Forest & Climate Change
भारत सरकार, नई दिल्ली / Govt. of India, New Delhi

Director
Rajgir Zoo Safari, Nalanda

Conservator of Forests
Patna Circle, Patna

Addl. Principal Chief Conservator of Forests-cum-Chief Wildlife Warden
Bihar, Patna

NOTE:
ALL DRAWINGS AND WRITTEN MATERIAL ARE ORIGINAL AND UNPUBLISHED WORK, i.e., NOT TO BE DUPLICATED, USED OR DISCLOSED WITHOUT PRIOR PERMISSION FROM CZA/DEPARTMENT OF ENVIRONMENT & FORESTS, Govt of BIHAR/CONSULTANT(LNC,RAIPUR).

DRAWINGS MUST NOT BE SCALED.
- ALL DIMENSIONS ARE IN METER.
- CHECK AND VERIFY THE DRAWINGS BEFORE EXECUTION.

DISCREPANCIES IF ANY SHALL BE BROUGHT TO THE NOTICE OF THE CONSULTANT.

TIGER SAFARI LAYOUT PLAN

Legend			
	DOUBLE GATE ENTRY		Circulation Path
	GREEN BUFFER (20 M)		VISITORS VEHICULAR CIRCULATION
	RETIRING ROOM		OHT & WATCH TOWER

Project Name:
Rajgir Wildlife Safari

Client:
Forest Department Bihar

Drawing Name:
Plan (as-built)
Scale: 1:3500
Revision no.: 06
Date: 26-05-2020
Dwg name: rwls/h-lay/02
Dwg No.: rwls/cza/lnc/h-lay-01

Checked by:
Abhishek Sharma

Architect:
Avinash Sharma

Drawn By:
Kanchan Soni

CONSULTANT:
LEARN NATURE CONSULTANTS
Engineers, Architects & Planners
D8 Sector-2 Avanti Vihar Raipur 492006, C.G
+91771-2443865, 8889359352, 8982612341
Email: Lnc@Lncindia.com
www.Lncindia.com

RAJGIR WILDLIFE SAFARI, RAJGIR, NALANDA BIHAR

The drawings of Tiger Safari enclosures to be constructed at the Rajgir Wildlife Safari, Rajgir, Nalanda, Bihar were approved by the 85th meeting of the Expert Group on Zoo Designing of the Central Zoo Authority held on 28.05.2019. The approval of the competent authority was communicated to the Zoo vide this office letter No. 20-4/2015-CZA(Vol. II)(PKR)/972/2019, dated 18.06.2019.

Authenticated
DIG (HQ), CZA

डॉ. सोनाली घोष (DR SONALI GHOSH)
उप वन महानिरीक्षक (मुख्यालय)
Dy. Inspector General of Forests (H.Q.)
केन्द्रीय चिड़ियाघर प्राधिकरण / Central Zoo Authority
पर्यावरण, वन और जलवायु परिवर्तन मंत्रालय
Ministry of Environment, Forest & Climate Change
भारत सरकार, नई दिल्ली / Govt. of India, New Delhi

केन्द्रीय चिड़ियाघर प्राधिकरण
Central Zoo Authority

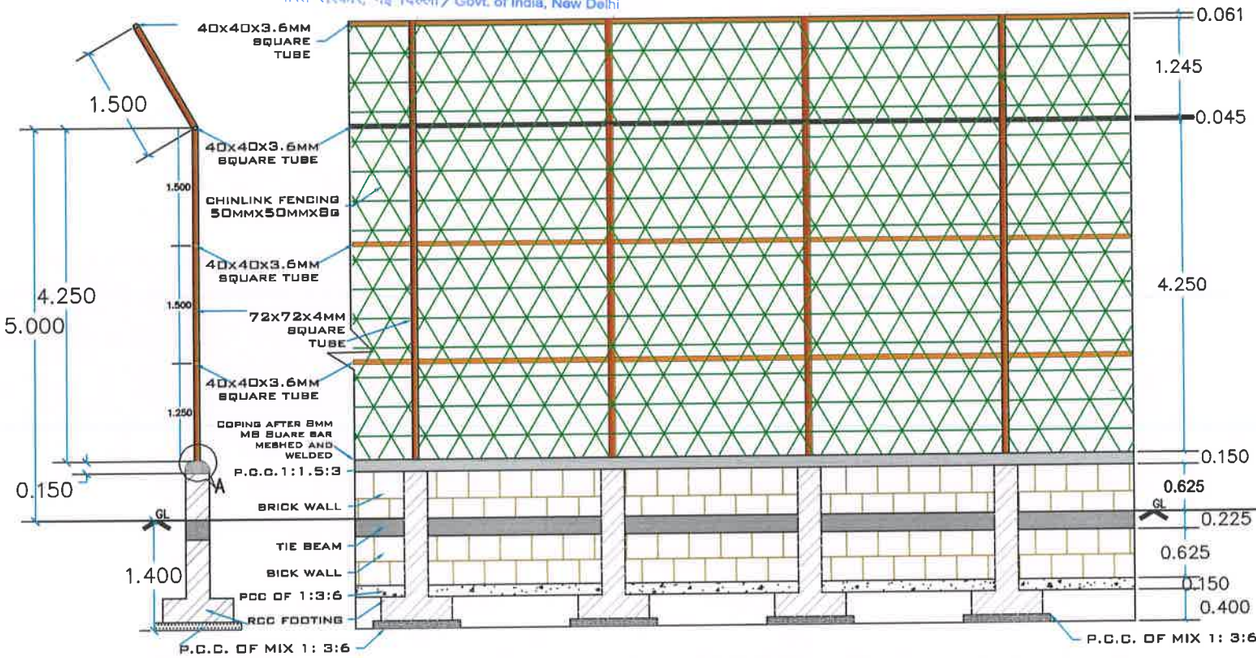

SECTION ELEVATION

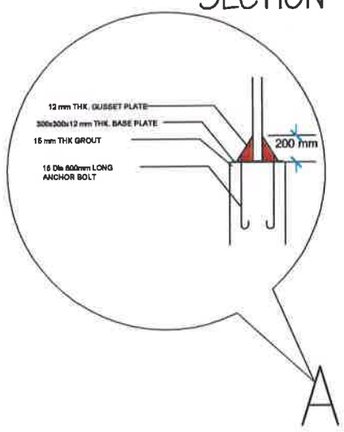

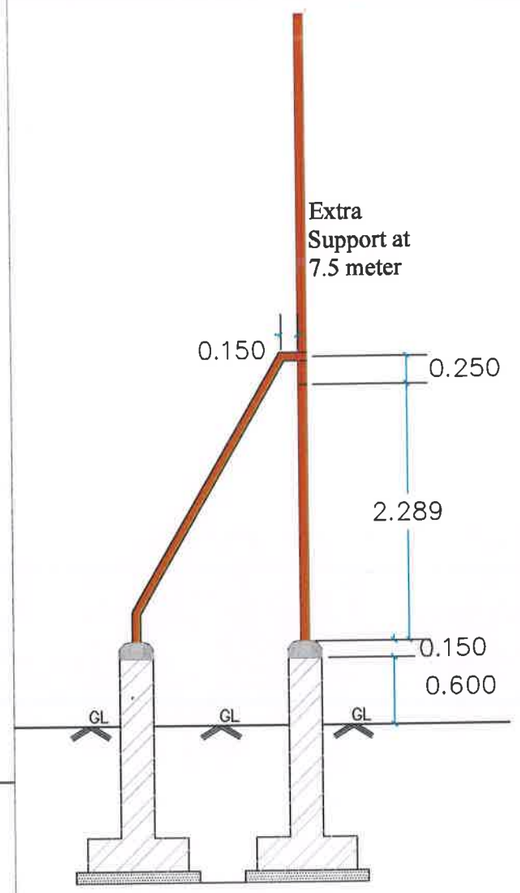

SIDE ELEVATION WITH EXTRA SUPPORT

Director
Rajgir Zoo Safari, Nalanda

Conservator of Forests
Patna Circle, Patna

Addl. Principal Chief Conservator of Forests-cum-Chief Wildlife Warden
Bihar, Patna

GENERAL NOTES

1. USE M-25 (1:1:2) NOMINAL MIX GRADE OF CONC.AS/IS 456-2000
2. USE - FE 500 GRADE OF REINF. AS/IS-1786/TMT BARS
3. PROVIDE CLEAR COVER TO MAIN REINF. FOUNDATION- 50MM, COLUMN - 40MM, BEAM - 25MM, SLAB - 15MM OR DIA OF BAR, WHICHEVER IS MORE, R.C.C. WALL - 25MM
4. TIES SHOULD BE BEND INSIDE WITH 10Φ LENGTH IN BEAM & COLUMN
5. FOLLOW - IS-456-2000 FOR R.C.C. WORK & STRIPPING TIME FOR SHUTTERING / FORM WORK UNDER NORMAL CONDITION.

TYPE OF WORK	MINIMUM PERIOD BEFORE STRIKING
FORM WORK	
a) VERTICAL FORM WORK TO COLUMN, WALLS, BEAM	16-24 HOUR
b) SOFFITS FORM WORK TO SLABS (PROPS TO BE REFIXED IMMEDIATELY AFTER REMOVAL OF FORMWORK)	3 DAYS
c) SOFFIT FORM WORK TO BEAMS (PROPS TO BE REFIXED IMMEDIATELY AFTER REMOVAL OF FORMWORK)	7DAYS
d) PROPS TO SLABS: 1) SPANNING UP TO 4.5M 2) SPANNING OVER 4.5M	7DAYS 14 DAYS
e) PROPS TO BEAMS & ARCHES: 1) SPANNING UP TO 6M 2) SPANNING OVER 6M	14DAYS 21DAYS

7. CURING FOR R.C.C. MEMBER MINIMUM 14 DAYS CONTINOUSELY PREFERABLE - 28 DAYS.
8. START EARLY CURING TO AVOID SHRINKAGE CRACKS, WHEN CONCRETE APPEARS TO HARDEN.
9. PROVIDE FOLLOWING SLUMP IN CONCRETE GENERALLY, A) SHALLOW SECTIONS, PAVEMENTS, MASS CONC. LIGTH REINFORCEMENT SECTION IN SLAB, BEAM, WALL, COLUMN 25-75
   B) HEAVILY REINFORCEMENT SECTION IN SLAB 50-100
   C) HEAVILY REINFORCEMENT SECTION IN BEAMS, WALLS, COLUMNS SLIPFORM, OR PUMPED CONC. 75-100
   D) TRENCH FILL, PILLING, PUMPED CONC. 100-150
10) PROVIDE LAP DEVELOPEMENT LENGTH IN REINFORCEMENT BARS GRADE OF CONC. M20- 47Φ M25-41Φ M30-38Φ
11) REFER RELEVANT DRG. WITH THIS DRG.
12) NOT MORE THAN 50% OF THE REINFORCEMENT BAR SHOULD BE LAPPED AT ONE PLACE.
13) MINIMUM 6 GI CLAMPS TO BE USED FOR FIXING CHAINLINKFENCE BETWEEN 2 POST.

DESCRIPTION

ALL DRAWINGS AND WRITTEN MATERIAL ARE ORIGINAL AND UNPUBLISHED WORK I.E. NOT TO BE DUPLICATED, USED OR DISCLOSED WITHOUT PRIOR PERMISSION FROM CONSULTANT. DRAWING MUST NOT BE SCALED.
- ALL THE DIMENSIONS ARE IN METER.
- CHECK AND VERIFY THE DRGS. BEFORE EXECUTION. DISCREPANCIES IF ANY SHALL BE BROUGHT TO THE NOTICE OF THE CONSULTANT.

AS BUILT DRAWING IS PREPARED AS PER THE INSTRUCTION AND OBSERVATION RECIEVED VIA LETTER NO 414 DATED 21-03-2020

DRAWN, CHECKED AND ISSUED BY:

1. ABHISHEK SHARMA (B.TECH CIVIL) PROJECT MANAGER
2. AVINASH SHARMA, ARCHITECT (B.ARCH)
3. KANCHAN SONI (B.E. CIVIL)

DRAWINGS ISSUED BY:

ABHISHEK SHARMA
PROJECT MANAGER
AVINASH SHARMA
ARCHITECT
ABHINAV MISHRA
STRUCTURAL CONSULTANT
ELECTRICAL CONSULTANT
NA
PLUMBING & FIRE FIGHTING
NA
HVAC

FOREST DEPARTMENT BIHAR
CLIENT

ELEVATION AND OTHER DETAILS (AS BUILT DRAWING)
DESCRIPTION

SCALE: NOT TO SCALE
DTL BY: KANCHAN
CHKD BY: AVINASH
DRN BY.: KANCHAN
SHEET: A1
10-04-2020
RWLS-CF-04

CONSULTANT:

LEARN NATURE CONSULTANTS
Engineers, Architects & Planners
D8 Sector-2 Avanti Vihar Raipur 492006, C.G.
+91 771-2443865, 8889359352, 8982612341
Email: Lnc@Lncindia.com
www.Lncindia.com

TIGER ENCLOSURE : ELEVATION AND OTHER DETAILS

RAJGIR WILDLIFE SAFARI, RAJGIR, NALANDA BIHAR

TIGER RETIRING ROOM

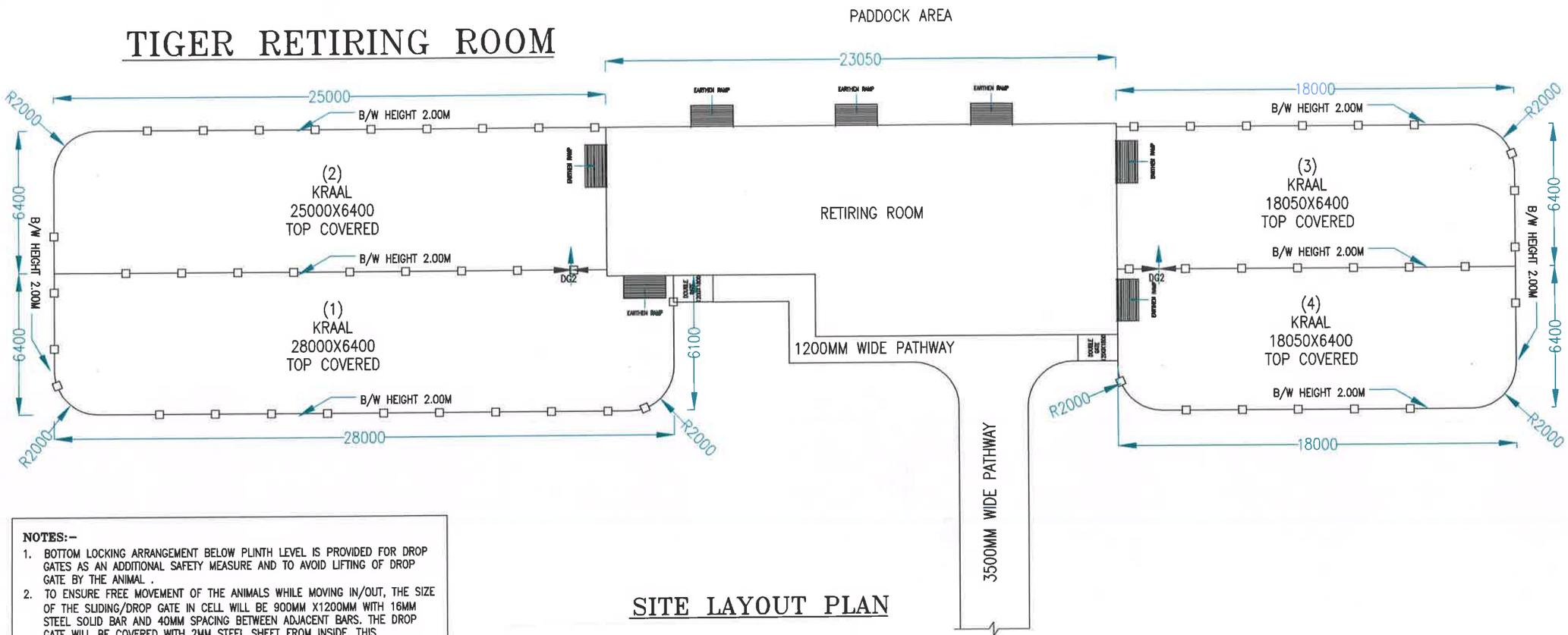

NOTES:–

1. BOTTOM LOCKING ARRANGEMENT BELOW PLINTH LEVEL IS PROVIDED FOR DROP GATES AS AN ADDITIONAL SAFETY MEASURE AND TO AVOID LIFTING OF DROP GATE BY THE ANIMAL .
2. TO ENSURE FREE MOVEMENT OF THE ANIMALS WHILE MOVING IN/OUT, THE SIZE OF THE SLIDING/DROP GATE IN CELL WILL BE 900MM X1200MM WITH 16MM STEEL SOLID BAR AND 40MM SPACING BETWEEN ADJACENT BARS. THE DROP GATE WILL BE COVERED WITH 2MM STEEL SHEET FROM INSIDE. THIS ARRANGEMENT IS BEING MADE TO REDUCE THE WEIGHT OF THE DROP GATE.
3. FEEDING WINDOW (300MMX150MM) IS PROVIDED IN EACH CELL TO ENSURE EASE OF SERVICE AND SAFETY OF THE KEEPER. FEEDING WINDOW IN THE SHAPE OF POST BOX WITH LID TO DROP THE FOOD.
4. AREA OF KRAAL – KRAAL(1)– 179 SQM, KRAAL(2)– 160 SQM, KRAAL(3)– 115 SQM, AND KRAAL(4)– 115 SQM AND IT SHOULD BE TOP COVERED.
5. KRAAL SIZES HAS BEEN MODIFIED AS PER GEOLOGY AND TERRAIN PARAMETERS OF THE AREA.
6. HEIGHT OF THE BRICK WALL OF KRAAL BOUNDARY IS 2M FROM FINISHED GROUND LEVEL TO AVOID DIRECT CONTACT AND FIGHT AMONG ANIMALS.
7. WALL OF KRAAL SHOULD BE FINISHED WITH NEAT CEMENT TO RESTRICT THE ENTRY OF RODENTS, SNAKES, MONGOOSE ETC.
8. SNAKE PROOF TRENCH/DRAIN ALONG THE KRAAL BOUNDARY WALL FROM OUTSIDE IS TO BE PROVIDED TO PROTECT THE ANIMAL FROM SNAKES AND TO DRAIN OUT SURFACE RUNOFF OF RAINWATER OF ADJACENT CATCHMENT AREA. THE SIZE OF THE DRAIN WILL BE BASED ON THE CALCULATION OF THE RUNOFF WATER OF THE CATCHEMENT AREA.
9. A CIRCULAR/OVAL/ELLIPTICAL SAUCER SHAPED WATER HOLE OF AREA 2 SQ.MTR AND OF DEPTH NOT MORE THAN 45 CM IS PROVIDED IN ALL THE KRAALS WITH THE ARRANGEMENT OF DRAIN FROM BELOW THE GROUND.
10. DOUBLE GATE ENTRY FOR KRAAL SHOULD BE TOP COVERED. DOUBLE GATE ENTRY TO THE KRAAL (1200MMX2500MMX1800MM) PROVIDED AS A SERVICE DOOR IN KRAAL FOR SAFETY OF KEEPER AS WELL AS TO RULE OUT POSSIBILITY OF ESCAPE OF ANIMAL THROUGH KRAAL DUE TO HUMAN ERROR.
11. PROVISION OF LATCH ON THE OUTER DOOR OF KEEPER'S DOUBLE GATE TO KRAAL. THE ARRANGEMENT OF THE LATCH IS SUCH THAT IF DOOR IS PRESSURISED FROM INSIDE, IT WILL NOT OPEN.
13. CHAINLINK MESH (GALVANISED) WITH SIZE 50MM X 50MM X 8 GUAGE.
14. PROVISION OF EARTHEN RAMP FOR ANIMAL ENTRY IN CELL/KRAAL INSTEAD OF PCC TO AVOID SLEEPERY SURFACES.
15. PASSAGE AREA MAY BE USED AS CELL IN CASE OF NECESSITY.

SITE LAYOUT PLAN

The drawings of Tiger Safari enclosures to be constructed at the Rajgir Wildlife Safari, Rajgir, Nalanda, Bihar were approved by the 85th meeting of the Expert Group on Zoo Designing of the Central Zoo Authority held on 28.05.2019. The approval of the competent authority was communicated to the Zoo vide this office letter No. 20-4/2015-CZA(Vol. II)(PKR)/972/2019, dated 18.06.2019.

Authenticated
DIG (HQ), CZA

Director
Rajgir Zoo Safari, Nalanda

Conservator of Forests
Patna Circle, Patna

IF ANY DOUBT, PLEASE ASK.

ALL DIMENSIONS ARE IN MM. UNLESS OTHER-WISE STATED.

CONSTRUCTION NOTES:–

1. 1. DIMENSIONS ARE TO BE CROSS-CHECKED AT SITE W.R.T EXISTING DIMENSIONS
2. DISCREPANCY FOUND IF ANY SHALL BE INTIMATED TO THE UNDERSIGNED.
3. 6MM THK. CONTINUOUS FILLET WELDING IS TO BE USED FOR ALL WELDING PURPOSES.
4. 3. ALL REINFORCING STEEL FOR R.C.C WORK SHALL BE OF GRADE FE – 500 CONFORMING TO IS:1786.
5. MIN CONC. COVER SHALL BE AS FOLLOWS : (a) SLAB –15 mm, (b) BEAM–25 mm. & (c) COL –40 mm. (d) Foundation – 50 mm.
6. GRADE OF CONC. SHALL BE 1:1:2 FOR ENLOSURE/KRAAL CONFORMING TO IS –456.
7. GRADE OF CONC. SHALL BE 1:1:2 FOR PATHWAY/APPROCH ROAD CONFORMING TO IS –456

Addl. Principal Chief Conservator of Forests-cum-Chief Wildlife Warden Bihar, Patna

GENERAL NOTES-

1. USE M-25 GRADE(DESIGN MIX) OF CONC AS/ IS 456-2000
2. USE – FE 500 GRADE OF REINF. AS/ IS-1786
3. PROVIDE CLEAR COVER TO MAIN REINF.
   FOUNDATION- 50MM
   COLUMN - 40MM
   BEAM - 25MM
   SLAB - 15MM OR DIA OF BAR, WHICHEVER IS MORE,
   R.C.C. WALL - 25MM
4. TIES SHOULD BE BEND INSIDE WITH 10Ø LENGTH IN BEAM & COLUMN

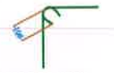

5. FOLLOW - IS-456-2000 FOR R.C.C. WORK
6. STRIPPING TIME FOR SHUTTERING / FORMWORK UNDER NORMAL CONDITION.

TYPE OF WORK	MINIMUM PERIOD BEFORE STRIKING FORM WORK
a) VERTICAL FORMWORK TO COLUMN, WALLS, BEAM	16-24 HOUR
b) SOFFITS FORMWORK TO SLABS (PROPS TO BE REFIXED- - IMMEDIATELY AFTER REMOVAL OF FORMWORK)	3 DAYS
c) SOFFIT FORMWORK TO BEAMS (PROPS TO BE REFIXED IMMEDIATELY AFTER REMOVAL OF FORMWORK)	7DAYS
d) PROPS TO SLABS:	
1) SPANNING UP TO 4.5M	7DAYS
2) SPANNING OVER 4.5M	14 DAYS
e) PROPS TO BEAMS & ARCHES:	
1) SPANNING UP TO 6M	14DAYS
2) SPANNING OVER 6M	21DAYS

7. CURING FOR R.C.C. MEMBER MINIMUM 14 DAYS CONTINOUSELY PREFERABLE - 28 DAYS
8. START EARLY CURING TO AVOID SHRINKAGE CRACKS, WHEN CONCRETE APPEARS TO HARDEN.
9) PROVIDE FOLLOWING SLUMP IN CONCRETE GEN--ERALLY.

a) SHALLOW SECTIONS, PAVMENTS, MASS CONC. LIGTH REINFORCEMENT SECTION IN SLAB, BEAM, WALL, COLUMN	25-75
b) HEAVILY REINFORCEMENT SECTION IN SLAB	50-100
c) HEAVILY REINFORCEMENT SECTION IN BEAMS, WALLS, COLUMNS SLIPFORM, OR PUMPED CONC.	75-100
d) TRENCH FILL, PILLING, PUMPED CONC.	100-150

10) PROVIDE LAP/ DEVELOPEMENT LENGTH IN REINFORCEMENT BARS GRADE OF CONC.

M20- 47Ø	
M25-41Ø	
M30-38Ø	

11) REFER RELEVANT DRG. WITH THIS DRG.
12) NOT MORE THAN 50% OF THE REINFORCEMENT BAR SHOULD BE LAPPED AT ONE PLACE

DESCRIPTION

ALL DRAWINGS AND WRITTEN MATERIAL ARE ORIGINAL AND UNPUBLISHED WORK,I.E. NOT TO BE DUPLICATED, USED OR DISCLOSED WITHOUT PRIOR PERMISSION FROM CONSULTANT. DRAWING MUST NOT BE SCALED.

- ALL THE DIMENSIONS ARE IN MM UNLESS OTHERWISE STATED.
- CHECK AND VERIFY THE DRGS. BEFORE EXECUTION. DISCREPANCIES IF ANY SHALL BE BROUGHT TO THE NOTICE OF THE CONSULTANT.

REVISION

DRAWING REVISED AS PER THE INSTRUCTIONS RECEIVED BY THE DIRECTOR, RAJGIR WILDLIFE SAFARI, RAJGIR NALANDA ON OUR SITE VISIT DATED 01.03.20 AND 02.03.20

DRAWN,CHECKED AND ISSUED BY:

1. MR. DV SHEKDAR (B.ARCH,M PLANNING) TEAM LEADER
2. ABHISHEK SHARMA (B.TECH CIVIL) PROJECT MANAGER
3. AVINASH SHARMA ,ARCHITECT (B.ARCH)
4. KANCHAN SONI (B.E. CIVIL)
5. LATIKA LILHARE (B.E. CIVIL)
6. T. BARAT KUMAR (B.E. CIVIL)

DRAWINGS ISSUED BY:

ABHISHEK SHARMA
PROJECT MANAGER

AVINASH SHARMA
ARCHITECT

ABHINAV MISHRA
STRUCTURAL CONSULTANT

NA
ELECTRICAL CONSULTANT

NA
PLUMBING & FIRE FIGHTING

NA
HVAC

FOREST DEPARTMENT BIHAR
CLIENT

SITE LAYOUT PLAN (
DESCRIPTION

SCALE: NOT TO SCALE
CHKD BY: AVINASH
DTL BY: KANCHAN
DRN BY.: KANCHAN
SHEET: A1

Date	Dwg No	Rev. No
26 MAY 2020	RWLS-RRT-01	03

CONSULTANT:

LEARN NATURE CONSULTANTS
Engineers, Architects & Planners
D8 Sector–2 Avanti Vihar Raipur 492006.
+91771–2443865, 8889359352, 8982612340
Email Lnc@Lncindia.com
www.Lncindia.com

RETIRING ROOM- SITE LAYOUT PLAN: TIGER

RAJGIR WILDLIFE SAFARI, RAJGIR, NALANDA BIHAR

TIGER RETIRING ROOM

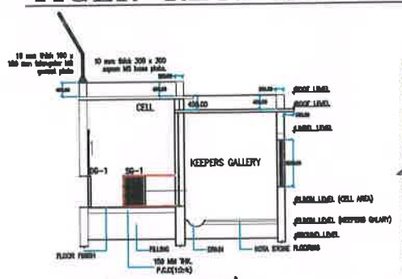

SECTION:CC'

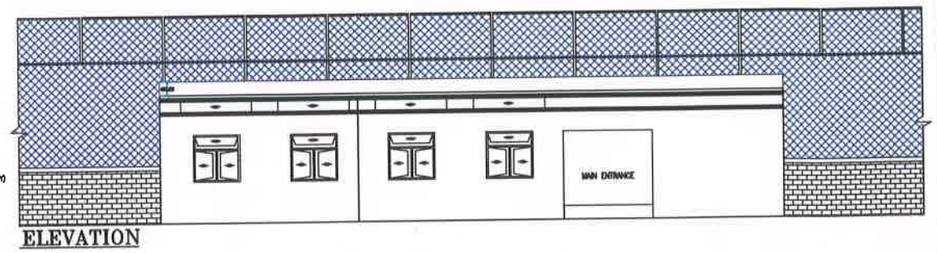

ELEVATION

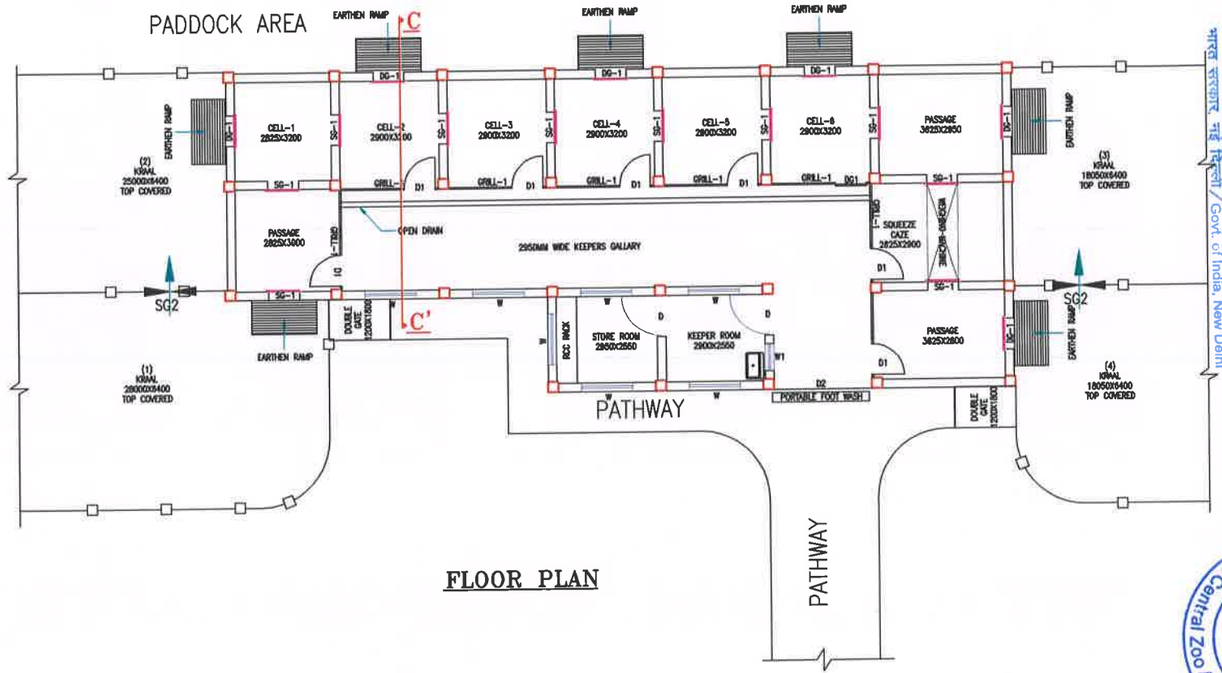

FLOOR PLAN

The drawings of Tiger Safari enclosures to be constructed at the Rajgir Wildlife Safari, Rajgir, Nalanda, Bihar were approved by the 85th meeting of the Expert Group on Zoo Designing of the Central Zoo Authority held on 28.05.2019. The approval of the competent authority was communicated to the Zoo vide this office letter No. 20-4/2015-CZA(Vol. II)/(PKR)/972/2019 dated 18.06.2019.

IF ANY DOUBT, PLEASE ASK.

ALL DIMENSIONS ARE IN MM. UNLESS OTHER-WISE STATED.

CONSTRUCTION NOTES:-

1. 1. DIMENSIONS ARE TO BE CROSS-CHECKED AT SITE W.R.T EXISTING DIMENSIONS
2. DISCREPANCY FOUND IF ANY SHALL BE INTIMATED TO THE UNDERSIGNED.
3. 6MM THK. CONTINUOUS FILLET WELDING IS TO BE USED FOR ALL WELDING PURPOSES.
4. 3. ALL REINFORCING STEEL FOR R.C.C WORK SHALL BE OF GRADE FE - 500 CONFORMING TO IS:1786.
5. MIN CONC. COVER SHALL BE AS FOLLOWS : (a) SLAB -15 mm, (b) BEAM-25 mm. & (c) COL -40 mm. (d) Foundation - 50 mm.
6. GRADE OF CONC. SHALL BE 1:1:2 FOR ENLOSURE/KRAAL CONFORMING TO IS -456.
7. GRADE OF CONC. SHALL BE 1:1:2 FOR PATHWAY/APPROCH ROAD CONFORMING TO IS -456

DOOR AND WINDOW SCHEDULE

SL.	MARK	SIZE LENGTH	SIZE HEIGHT	SILL LEVEL	LINTEL LEVEL	REMERKS
01	D	1200	2100	0	2100	FLUSH/UPVC DOOR SHUTTER
02	D1	750	1500	-	-	S.S GRILL DOOR
03	D2	2850	2400	0	2400	DOOR
04	DG1	900	1200	0	1200	SS DROP GATE COVER WITH BOTHSIDE SHEET
05	SG2	900	1200	0	1200	SS DROP GATE COVER WITH BOTHSIDE SHEET
06	SG1	900	1200	0	1200	SS DROP GATE COVER WITH BOTHSIDE SHEET
07	GRILL 01	2800	2250	0	2250	GATE FIXED/OPENABLE
08	W	1200	1500	900	2400	UPVC AND M.S. GRILL
09	W1	800	1200	900	2100	UPVC AND M.S. GRILL

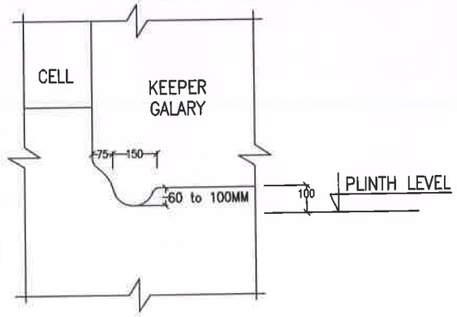

DETAIL 'A'

OPEN DRAIN

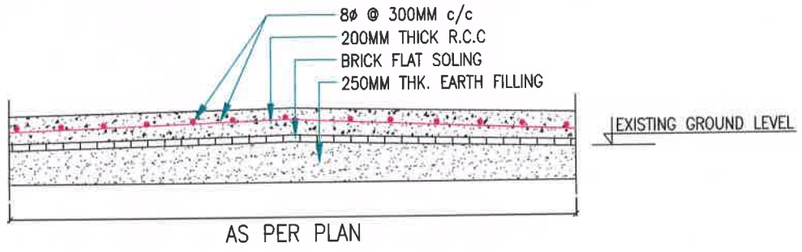

AS PER PLAN

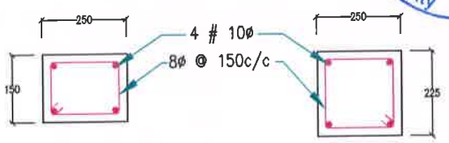

SPAN UPTO 750MM

SPAN 1000-1500MM

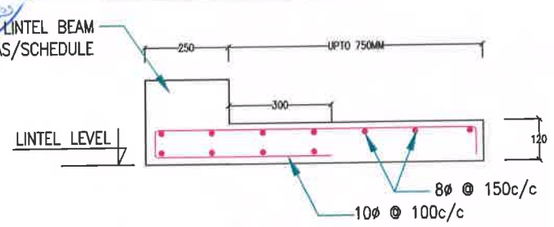

CHHAJJA DETAILS

TYPICAL DETAILS OF ROAD/PATHWAY

TYPICAL DETAILS OF LINTEL AND CHHAJJA

RETIRING ROOM- FLOOR PLAN: TIGER

GENERAL NOTES-

1. USE M-25 GRADE(DESIGN MIX) OF CONC AS/ IS 456-2000
2. USE - FE 500 GRADE OF REINF. AS/ IS-1786
3. PROVIDE CLEAR COVER TO MAIN REINF.
   FOUNDATION- 50MM
   COLUMN - 40MM
   BEAM - 25MM
   SLAB - 15MM OR DIA OF BAR, WHICHEVER IS MORE,
   R.C.C. WALL - 25MM
4. TIES SHOULD BE BEND INSIDE WITH 10ø LENGTH IN BEAM & COLUMN

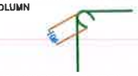

5 FOLLOW - IS-456-2000 FOR R.C.C. WORK
6. STRIPPING TIME FOR SHUTTERING / FORMWORK UNDER NORMAL CONDITION.

TYPE OF WORK	MINIMUM PERIOD BEFORE STRIKING FORM WORK
a) VERTICAL FORMWORK TO COLUMN, WALLS, BEAM	16-24 HOUR
b) SOFFITS FORMWORK TO SLABS (PROPS TO BE REFIXED- -IMMEDIATELY AFTER REMOVAL OF FORMWORK)	3 DAYS
c) SOFFIT FORMWORK TO BEAMS (PROPS TO BE REFIXED IMMEDIATELY AFTER REMOVAL OF FORMWORK)	7DAYS
d) PROPS TO SLABS:	
1) SPANNING UP TO 4.5M	7DAYS
2) SPANNING OVER 4.5M	14 DAYS
e) PROPS TO BEAMS & ARCHES:	
1) SPANNING UP TO 6M	14DAYS
2) SPANNING OVER 6M	21DAYS

7. CURING FOR R.C.C. MEMBER MINIMUM 14 DAYS CONTINOUSELY PREFERABLE - 28 DAYS.
8. START EARLY CURING TO AVOID BRINKAGE CRACKS, WHEN CONCRETE APPEARS TO HARDEN.
9) PROVIDE FOLLOWING SLUMP IN CONCRETE GEN- -ERALLY.
   a) SHALLOW SECTIONS, PAVMENTS, MASS CONC. LIGTH REINFORCEMENT — 25-75
   SECTION IN SLAB, BEAM, WALL, COLUMN
   b) HEAVILY REINFORCEMENT SECTION IN SLAB — 50-100
   c) HEAVILY REINFORCEMENT SECTION IN BEAMS, WALLS, COLUMNS SLIPFORM, OR PUMPED CONC. — 75-100
   d) TRENCH FILL, PILLING, PUMPED CONC. — 100-150
10) PROVIDE LAP/ DEVELOPEMENT LENGTH IN REINFORCEMENT BARS GRADE OF CONC.
   M20- 47ø
   M25-41ø
   M30-38ø
11) REFER RELEVANT DRG. WITH THIS DRG.
12) NOT MORE THAN 50% OF THE REINFORCEMENT BAR SHOULD BE LAPPED AT ONE PLACE.

DESCRIPTION

ALL DRAWINGS AND WRITTEN MATERIAL ARE ORIGINAL AND UNPUBLISHED WORK,I.E. NOT TO BE DUPLICATED, USED OR DISCLOSED WITHOUT PRIOR PERMISSION FROM CONSULTANT. DRAWING MUST NOT BE SCALED.
- ALL THE DIMENSIONS ARE IN MM UNLESS OTHERWISE STATED.
- CHECK AND VERIFY THE DRGS. BEFORE EXECUTION. DISCREPANCIES IF ANY SHALL BE BROUGHT TO THE NOTICE OF THE CONSULTANT.

REVISION

DRAWING REVISED AS PER THE INSTRUCTIONS RECEIVED BY THE DIRECTOR, RAJGIR WILDLIFE SAFARI, RAJGIR NALANDA ON OUR SITE VISIT DATED 01.03.20 AND 03.03.20 AND AS BUILT DRAWING IS PREPARED AS PER THE INSTRUCTION AND OBSERVATION RECIEVED VIA LETTER NO 414 DATED 21-03-2020 AND MAIL DATED 24-05-2020

DRAWN, CHECKED AND ISSUED BY:

1. ABHISHEK SHARMA (B.TECH CIVIL) PROJECT MANAGER
2. AVINASH SHARMA ,ARCHITECT (B.ARCH)
3. KANDHAN SONI (B.E. CIVIL)
4. LATIKA LILHARE (B.E. CIVIL)
5. T. BARAT KUMAR (B.E. CIVIL)

DRAWINGS ISSUED BY:

ABHISHEK SHARMA
PROJECT MANAGER

AVINASH SHARMA
ARCHITECT

ABHINAV MISHRA
STRUCTURAL CONSULTANT

NA
ELECTRICAL CONSULTANT

NA
PLUMBING & FIRE FIGHTING

NA
HVAC

FOREST DEPARTMENT BIHAR
CLIENT

DESCRIPTION
SCALE: NOT TO SCALE
CHKD BY: AVINASH
DTL BY: KANDHAN
DRN BY.: KANDHAN
SHEET: A1

26 MAY 2020 | Date | RWLS-RRT-02 Drg. No. | 05 Sh. No.

CONSULTANT:

LEARN NATURE CONSULTANTS
Engineers, Architects & Planners
D8 Sector-2 Avanti Vihar Raipur 492006.
+91771-2443865, 8889359352, 8982612345
Email: Lnc@Lncindia.com
www.Lncindia.com

Director
Rajgir Zoo Safari, Nalanda

Conservator of Forests
Patna Circle, Patna

Addl. Principal Chief Conservator of Forests-cum-Chief Wildlife Warden
Bihar, Patna

Authenticated
DIG (HQ), CZA
Ministry of Environment, Forest & Climate Change
Govt. of India, New Delhi

O/o Central Zoo Authority

RAJGIR WILDLIFE SAFARI, RAJGIR, NALANDA BIHAR

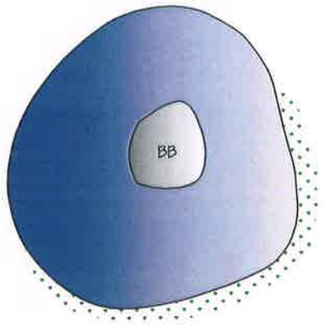

TIGER POND 1

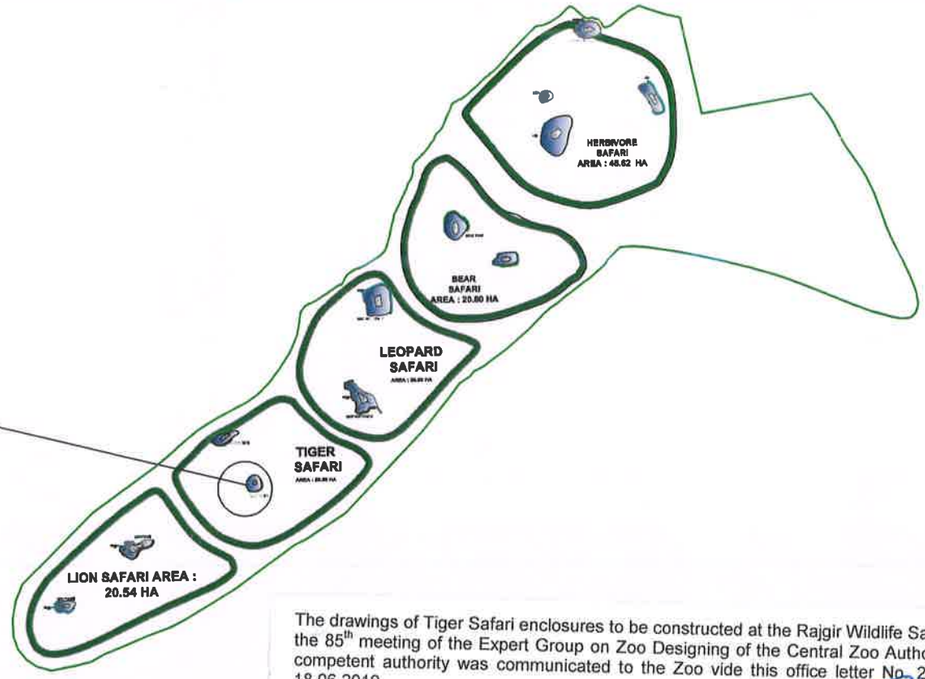

The drawings of Tiger Safari enclosures to be constructed at the Rajgir Wildlife Safari, Rajgir, Nalanda, Bihar were approved by the 85th meeting of the Expert Group on Zoo Designing of the Central Zoo Authority held on 28.05.2019. The approval of the competent authority was communicated to the Zoo vide this office letter No. 20-4/2015-CZA(Vol. II)(PKR)/972/2019, dated 18.06.2019.

Authenticated
DIG (HQ), CZA
डॉ. सोनाली घोष / DR. SONALI GHOSH
उप वन महानिरीक्षक (मुख्यालय)
Dy. Inspector General of Forests (H.Q.)
केन्द्रीय चिड़ियाघर प्राधिकरण / Central Zoo Authority
पर्यावरण, वन और जलवायु परिवर्तन मंत्रालय
Ministry of Environment, Forest & Climate Change
भारत सरकार, नई दिल्ली / Govt. of India, New Delhi

CROSS SECTION OF POND
(PONDS WILL BE KEPT NATURAL)

Director
Rajgir Zoo Safari, Nalanda

Conservator of Forests
Patna Circle, Patna

Addl. Principal Chief Conservator of Forests-cum-Chief Wildlife Warden
Bihar, Patna

NOTE:
ALL DRAWINGS AND WRITTEN MATERIAL ARE ORIGINAL AND UNPUBLISHED WORK, i.e., NOT TO BE DUPLICATED, USED OR DISCLOSED WITHOUT PRIOR PERMISSION FROM CZA/DEPARTMENT OF ENVIRONMENT & FORESTS, Govt of BIHAR/CONSULTANT(LNC,RAIPUR)

DRAWINGS MUST NOT BE SCALED
- ALL DIMENSIONS ARE IN METER.
- CHECK AND VERIFY THE DRAWINGS BEFORE EXECUTION

DISCREPANCIES IF ANY SHALL BE BROUGHT TO THE NOTICE OF THE CONSULTANT.

POND-TIGER 1

N

PROJECT NAME: RAJGIR WILDLIFE SAFARI
CLIENT: ENVIRONMENT AND FOREST DEPARTMENT BIHAR
CZA DRAWING

DRAWING NAME: PLAN
SCALE: SCALE TO FIT
REVISION NO. 05
DATE: 26-05-2020
DWG NAME: RWLS-CZA/POND/LNC
DWG NO.: RWLS-P/S-POND-2

CHECKED BY: ABHISHEK SHARMA
ARCHITECT: AVINASH SHARMA
DRAWN BY: MANSI BEGANI

CONSULTANT:
LEARN NATURE CONSULTANTS
Engineers, Architects & Planners
D8 Sector-2 Avanti Vihar Raipur 492006, C G
+91771-2443865, 8889359352, 8982612341
Email: Lnc@Lncindia.com
www.Lncindia.com

RAJGIR WILDLIFE SAFARI, RAJGIR, NALANDA BIHAR

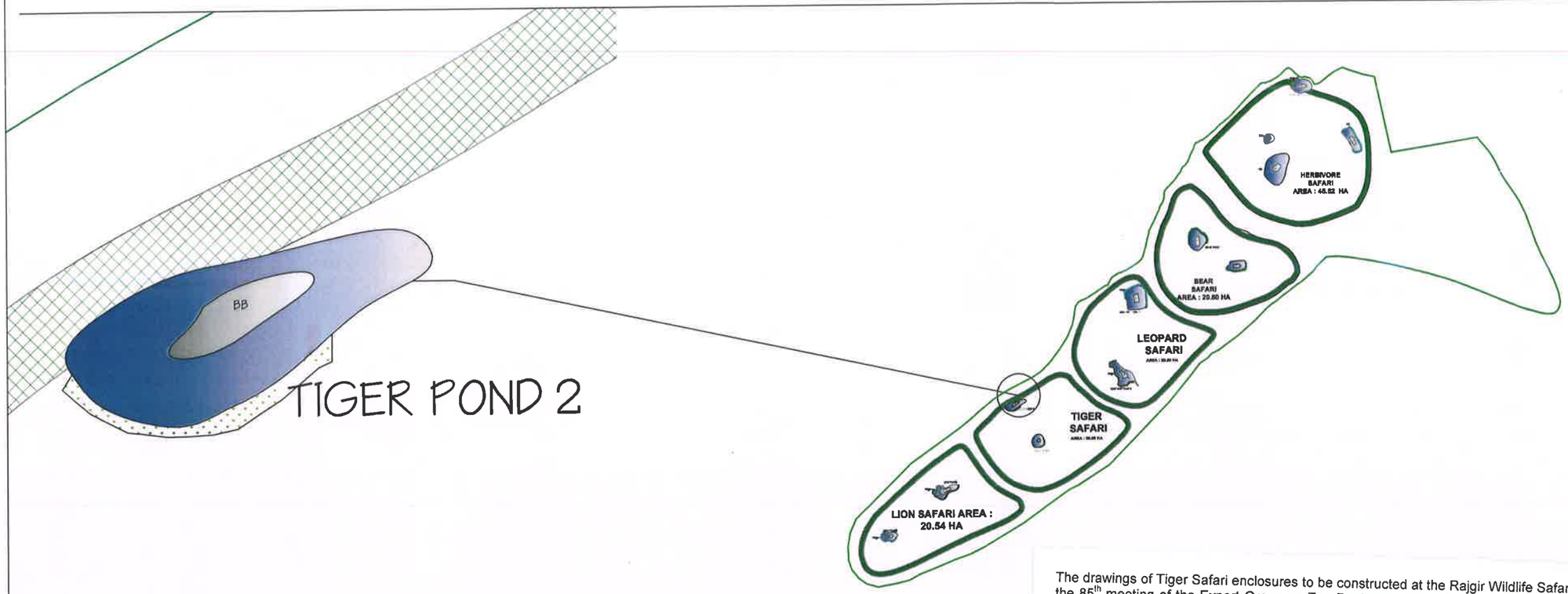

The drawings of Tiger Safari enclosures to be constructed at the Rajgir Wildlife Safari, Rajgir, Nalanda, Bihar were approved by the 85th meeting of the Expert Group on Zoo Designing of the Central Zoo Authority held on 28.05.2019. The approval of the competent authority was communicated to the Zoo vide this office letter No. 26-4/2015-CZA(Vol. II)(PKR)/972/2019 dated 18.06.2019.

Authenticated
DIG (HQ), CZA

डॉ. सोनाली घोष/DR. SONALI GHOSH
उप वन महानिदेशक (मुख्यालय)
Dy. Inspector General of Forests (H.Q.)
केन्द्रीय चिड़ियाघर प्राधिकरण / Central Zoo Authority
पर्यावरण, वन और जलवायु परिवर्तन मंत्रालय
Ministry of Environment, Forest & Climate Change
भारत सरकार, नई दिल्ली / Govt. of India, New Delhi

केन्द्रीय चिड़ियाघर प्राधिकरण Central Zoo Authority सत्यमेव जयते



CROSS SECTION OF POND
(PONDS WILL BE KEPT NATURAL)

Director
Rajgir Zoo Safari, Nalanda

Conservator of Forests
Patna Circle, Patna

Addl. Principal Chief Conservator of Forests-cum-Chief Wildlife Warden, Bihar, Patna

NOTE:
ALL DRAWINGS AND WRITTEN MATERIAL ARE ORIGINAL AND UNPUBLISHED WORK, i.e., NOT TO BE DUPLICATED, USED OR DISCLOSED WITHOUT PRIOR PERMISSION FROM CZA/DEPARTMENT OF ENVIRONMENT & FORESTS, Govt of BIHAR/CONSULTANT(LNC,RAIPUR).

DRAWINGS MUST NOT BE SCALED.
- ALL DIMENSIONS ARE IN METER.
- CHECK AND VERIFY THE DRAWINGS BEFORE EXECUTION

DISCREPANCIES IF ANY SHALL BE BROUGHT TO THE NOTICE OF THE CONSULTANT.

POND-TIGER 2

N

PROJECT NAME:
RAJGIR WILDLIFE SAFARI

CLIENT:
ENVIRONMENT AND FOREST DEPARTMENT BIHAR

CZA DRAWING

DRAWING NAME:
PLAN

SCALE: SCALE TO FIT
REVISION NO. 05
DATE: 26-05-2020
DWG NAME: RWLS-CZA/POND/LNC
DWG NO.:RWLS-P/S-POND-2

CHECKED BY:
ABHISHEK SHARMA

ARCHITECT:
AVINASH SHARMA

DRAWN BY:
MANSI BEGANI

CONSULTANT:
LEARN NATURE CONSULTANTS
Engineers, Architects & Planners
DB Sector-2 Avanti Vihar Raipur 492006, C.G.
+91771-2443865, 8889359352, 8982612341
Email: Lnc@Lncindia.com
www.Lncindia.com

RAJGIR WILDLIFE SAFARI, RAJGIR, NALANDA BIHAR

DOUBLE GATE ENTRY

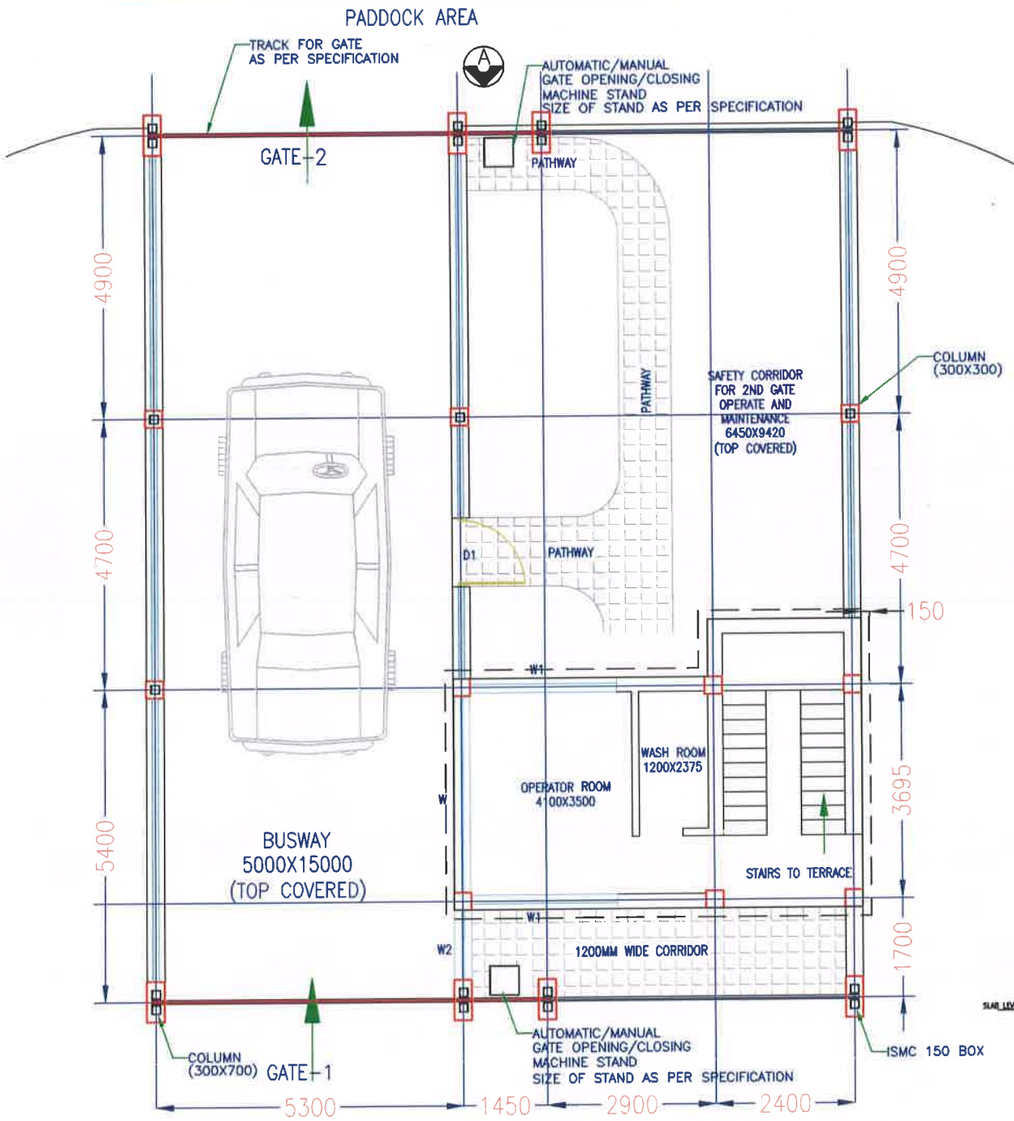

PLAN

The drawings of Tiger Safari enclosures to be constructed at the Rajgir Wildlife Safari, Rajgir, Nalanda, Bihar were approved by the 85th meeting of the Expert Group on Zoo Designing of the Central Zoo Authority held on 28.05.2019. The approval of the competent authority was communicated to the Zoo vide this office letter No. 20-4/2015-CZA(Vol. II)(PKR)/972/2019, dated 18.06.2019.

Authenticated
DIG (HQ), CZA

डॉ. सोनाली घोष/DR. SONALI GHOSH
उप वन महानिरीक्षक (मुख्यालय)
Dy. Inspector General of Forests (H.Q.)
केन्द्रीय चिड़ियाघर प्राधिकरण / Central Zoo Authority
पर्यावरण, वन और जलवायु परिवर्तन मंत्रालय
Ministry of Environment, Forest & Climate Change
भारत सरकार, नई दिल्ली / Govt. of India, New Delhi

केन्द्रीय चिड़ियाघर प्राधिकरण ★ सत्यमेव जयते ★ C/o Central Zoo Authority

DOOR AND WINDOW SCHEDULE

SL.	MARK	SIZE		SILL LEVEL	LINTEL LEVEL	REMERKS
		LENGTH	HEIGHT			
01	D	1200	2100	0	2100	DOUBLE LEAF STEEL DOOR SHUTTER
02	D1	1200	2100	0	2100	STEEL DOOR SHUTTER
03	D2	750	2100	0	2100	FLUSH DOOR SHUTTER
04	W	2900	1200	900	2100	FIXED GLASS WINDOW WITH OUTER GRILL
05	W1	1700	1200	900	2100	UPVC SLIDING WINDOW WITH OUTER GRILL
06	W2	1200	1200	900	2100	FIXED GLASS WINDOW WITH OUTER GRILL
07	W3	1200	900	900	2100	UPVC SLIDING WINDOW WITH OUTER GRILL
08	W4	750	900	900	2100	UPVC SLIDING WINDOW WITH OUTER GRILL

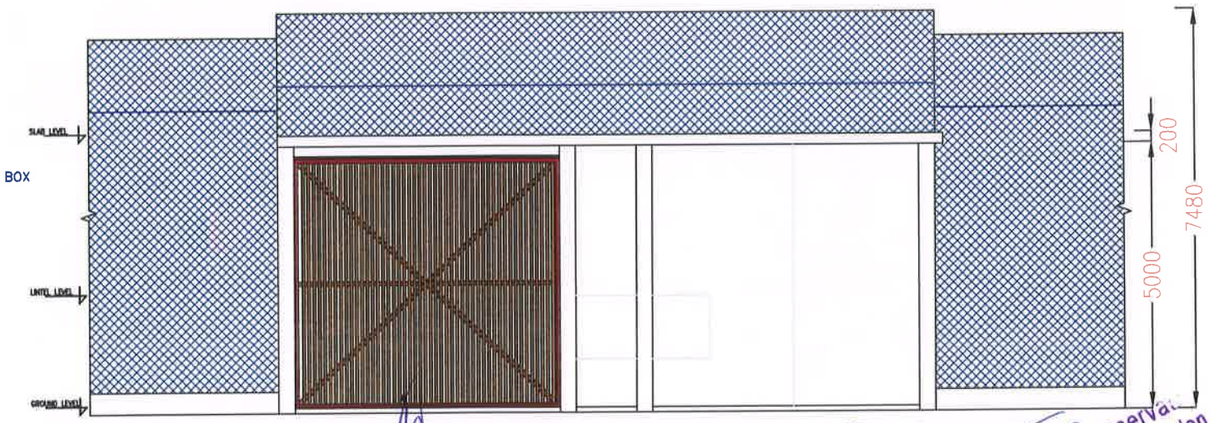

ELEVATION

GENERAL NOTES:

1. USE M-25 GRADE(DESIGN MIX) OF CONC AS/ IS 456-2000
2. USE - FE 500 GRADE OF REINF. AS/ IS-1786
3. PROVIDE CLEAR COVER TO MAIN REINF.
   FOUNDATION- 50MM
   COLUMN - 40MM
   BEAM - 25MM
   SLAB - 15MM OR DIA OF BAR, WHICHEVER IS MORE.
   R.C.C. WALL - 25MM
4. TIES SHOULD BE BEND INSIDE WITH 10Ø LENGTH IN BEAM & COLUMN

5. FOLLOW - IS-456-2000 FOR R.C.C. WORK
6. STRIPPING TIME FOR SHUTTERING / FORMWORK UNDER NORMAL CONDITION.

TYPE OF WORK	MINIMUM PERIOD BEFORE STRIKING FORM WORK
a) VERTICAL FORMWORK TO COLUMN, WALLS, BEAM	16-24 HOUR
b) SOFFITS FORMWORK TO SLABS (PROPS TO BE REFIXED- - IMMEDIATELY AFTER REMOVAL OF FORMWORK)	3 DAYS
c) SOFFIT FORMWORK TO BEAMS (PROPS TO BE REFIXED IMMEDIATELY AFTER REMOVAL OF FORMWORK)	7DAYS
d) PROPS TO SLABS:	
1) SPANNING UP TO 4.5M	7DAYS
2) SPANNING OVER 4.5M	14 DAYS
e) PROPS TO BEAMS & ARCHES:	
1) SPANNING UP TO 6M	14DAYS
2) SPANNING OVER 6M	21DAYS

7. CURING FOR R.C.C. MEMBER MINIMUM 14 DAYS CONTINOUSELY PREFERABLE - 28 DAYS.
8. START EARLY CURING TO AVOID SRINKAGE CRACKS, WHEN CONCRETE APPEARS TO HARDEN.
9) PROVIDE FOLLOWING SLUMP IN CONCRETE GEN--ERALLY

a) SHALLOW SECTIONS, PAVMENTS, MASS CONC. LIGTH REINFORCEMENT SECTION IN SLAB, BEAM, WALL, COLUMN	25-75
b) HEAVILY REINFORCEMENT SECTION IN SLAB	50-100
c) HEAVILY REINFORCEMENT SECTION IN BEAMS, WALLS, COLUMNS SLIPFORM, OR PUMPED CONC.	75-100
d) TRENCH FILL, PILLING, PUMPED CONC.	100-150

10) PROVIDE LAP/ DEVELOPEMENT LENGTH IN REINFORCEMENT BARS GRADE OF CONC.
M20- 47Ø
M25-41Ø
M30-38Ø
11) REFER RELEVANT DRG. WITH THIS DRG.
12) NOT MORE THAN 50% OF THE REINFORCEMENT BAR SHOULD BE LAPPED AT ONE PLACE.

DESCRIPTION

ALL DRAWINGS AND WRITTEN MATERIAL ARE ORIGINAL AND UNPUBLISHED WORK.I.E. NOT TO BE DUPLICATED, USED OR DISCLOSED WITHOUT PRIOR PERMISSION FROM CONSULTANT. DRAWING MUST NOT BE SCALED.
- ALL THE DIMENSIONS ARE IN METER.
- CHECK AND VERIFY THE DRGS. BEFORE EXECUTION. DISCREPANCIES IF ANY SHALL BE BROUGHT TO THE NOTICE OF THE CONSULTANT.

AS BUILT DRAWING IS PREPARED AS PER THE INSTRUCTION AND OBSERVATION RECIEVED VIA LETTER NO 414 DATED 21-03-2020

REVISION

DRAWING REVISED AS PER THE INSTRUCTIONS RECEIVED BY THE DIRECTOR, RAJGIR WILDLIFE SAFARI, RAJGIR NALANDA ON OUR SITE VISIT DATED 01.03.20 AND 02.03.20

DRAWN, CHECKED AND ISSUED BY:

1. MR. DV SHEKDAR (B.ARCH,M PLANNING) TEAM LEADER
2. ABHISHEK SHARMA (B.TECH CIVIL) PROJECT MANAGER
3. AVINASH SHARMA ,ARCHITECT (B.ARCH)
4. KANCHAN SONI (B.E. CIVIL)
5. LATIKA LILHARE (B.E. CIVIL)
6. T. BARAT KUMAR (B.E. CIVIL)

DRAWINGS ISSUED BY:

ABHISHEK SHARMA
PROJECT MANAGER
AVINASH SHARMA
ARCHITECT
ABHINAV MISHRA
STRUCTURAL CONSULTANT
NA
ELECTRICAL CONSULTANT
NA
PLUMBING & FIRE FIGHTING
NA
HVAC

FOREST DEPARTMENT BIHAR
CLIENT
PLAN
DESCRIPTION

SCALE: NOT TO SCALE CHKD BY: AVINASH DTL BY: KANCHAN DRN BY.: KANCHAN	SHEET: A1
30 MARCH 2020 (DATE)	RWLS-D-GATE (DWG NO) / 03 (R. NO.)

CONSULTANT:

LEARN NATURE CONSULTANTS
Engineers, Architects & Planners
D8 Sector-2 Avanti Vihar Raipur 492006, C.G.
+91771-2443865, 8889359352, 8982612345
Email: Lnc@Lncindia.com
www.Lncindia.com

Director
Rajgir Zoo Safari, Nalanda
27/07/2020

Conservator of Forests
Patna Circle, Patna
28/7/20

Addl. Principal Chief Conservator of Forests-cum-Chief Wildlife Warden
Bihar, Patna
28/7/2020

DOUBLE GATE ENTRY: PLAN